



PERSONALIZED MEDICINE IN SEVERE ASTHMA

Applying Emerging Data and Treatments
to Everyday Clinical Practice

Final Outcomes Report

07/23/18



Personalized Medicine in Severe Asthma

Applying Emerging Data and Treatments to Everyday Clinical Practice

36880883	Personalized Medicine in Severe Asthma; Applying Emerging Data and Treatments to Everyday Clinical Practice		
Educational Objectives 1. Describe key concepts in the pathophysiology of severe asthma. 2. Analyze recent clinical data of current and emerging targeted therapies and potential biomarkers for severe asthma. 3. Select personalized treatment approaches for severe asthma best suited to various phenotypes and endotypes.			
Intended Audience: pulmonologists, allergists and primary care physicians, as well as physician assistants and nurse practitioners		Anticipated Reach: 270-360 Actual Reach: 323	Modality/# Activities: Live evening symposia consisting of interactive, case-based presentations
Program Locations: Dallas, TX; Cleveland, OH; Chicago, IL; Dearborn, MI; Seattle, WA; San Jose, CA; Miami, FL; Tampa, FL; Raleigh, NC; Portland, OR		Dates (Live Activity): 6/20/2017 – 11/14/2017	Relevant Links: https://www.nationaljewish.org/education-training/pro-ed/live-events/severeasthmapm
Outcomes Levels: Level 1, Level 2, Level 3, Level 4, Level 5	Outcomes Planning: Pre-test and post-test; program evaluation; 45-day follow up survey		
Summary: The live portion of this educational initiative encompasses 10 meetings across the country featuring expert speakers, video patient cases, ARS polling and resources to help improve the knowledge and competence of pulmonologists, allergists and primary care physicians in the diagnosis, management, and treatment of severe asthma.			

Personalized Medicine in Severe Asthma

Final Report - Dashboard

Program Impact: Live and Online Activity Aggregate Outcomes

3,951 Total Learners

70% Prescribers



- 48% MD/DO
- 22% NP/PA

Overall relative knowledge gain from pre- to post-test for all activities



50%

Estimated # of total patients impacted per month



75,542

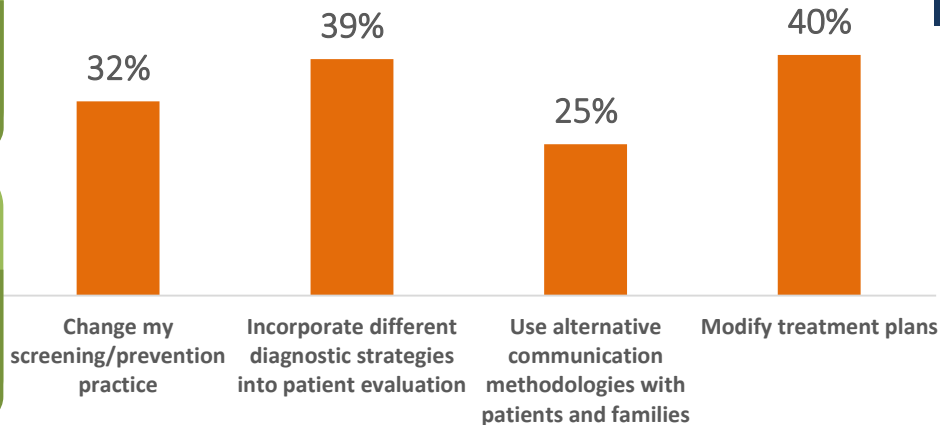
89%

Participants reporting they were somewhat – extremely likely to make changes to their practice.

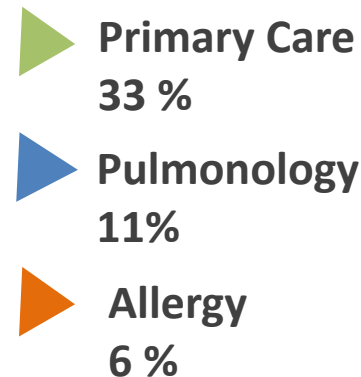
93%

Participants reporting they gained skills to overcome barriers to patient care

As a result of what they learned, Learners intend to make the following changes in their practice:



Participation: Top Specialties



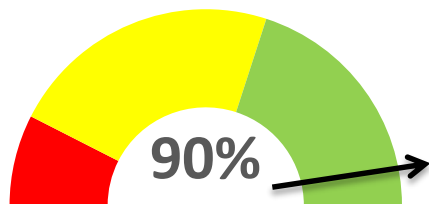
Personalized Medicine in Severe Asthma

Final Report - Activity Impact: Dashboard

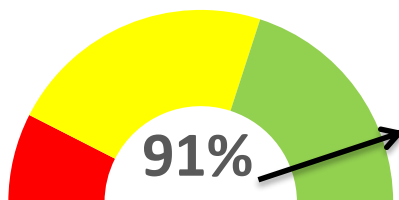
(10) Live Symposia



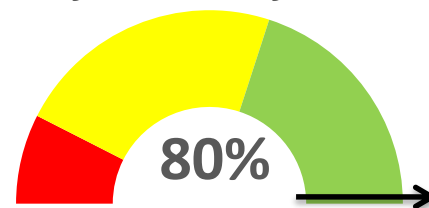
Participants who reported that the activity addresses strategies for overcoming barriers to optimal patient care



Participants who intend to make changes in practice as a result of activity



Participants who report that one or more of their patients benefitted from the information learned in the activity in a 45 day follow up



Overall relative knowledge gain from pre- to post-activities

36%



323
Learners (Live)

81%

Prescribers

- 59% MD/DO
- 22% NP/PA



Estimated # of patients impacted per month

5,884



Personalized Medicine in Severe Asthma

Final Report - Activity Impact: Dashboard

Online Enduring Program Metrics (3 Modules)



Asthma: Symptoms to Pathophysiology

(Module 1):

- ✓ Completers: 1,195
- Total Learners: 1,929
- Total Participants: 4,017

Current and Emerging Asthma Therapies

(Module 2):

- ✓ Completers: 799
- ✓ Total Learners: 1,077
- ✓ Total Participants: 2,010

Roundtable Discussion on Personalized Treatment Approaches

(Module 3):

- ✓ Completers: 447
- ✓ Total Learners: 622
- ✓ Total Participants: 1,230

TOTAL PARTICIPATION

Completers: 2,441

Certificates: 2,374

Learners: 3,628

Participants: 7,287

Participant Breakdown:

59% Prescribers

- 37% MD/DO
- 22% NP/PA



Overall relative knowledge gain from pre- to post activities

63%



222%

% of Completer Guarantees

40%

Conversion Rate:
Learner
To Completer

86% of Learners
reported that they intend to
make changes in practice as a
result of the activity



Personalized Medicine in Severe Asthma

Applying Emerging Data and Treatments to Everyday Clinical Practice

Live Activity Final Outcomes Report

Personalized Medicine in Severe Asthma

Final Report (10) Live Symposia

Background



Background:

The live portion of this educational initiative encompasses 10 meetings across the country featuring expert speakers, video patient cases, ARS polling and resources to help attendees convert information into practice. The goal of this program is to improve the knowledge and competence of pulmonologists, allergists and primary care physicians, as well as physician assistants and nurse practitioners in the diagnosis, management, and treatment of severe asthma.

Learning Objectives:

1. Describe key concepts in the pathophysiology of severe asthma.
2. Analyze recent clinical data of current and emerging targeted therapies and potential biomarkers for severe asthma.
3. Select personalized treatment approaches for severe asthma best suited to various phenotypes and endotypes.





Personalized Medicine in Severe Asthma

Final Report (10) Live Symposia

Accreditation, Audience and Outcomes Strategy

Accreditation Details: In support of improving patient care, NJH is accredited by the Accreditation Council for Continuing Medical Education (ACCME) to provide continuing medical education for physicians. NJH is also accredited by the Accreditation Council for Pharmacy Education (ACPE) and the California Board of Registered Nursing (CBRN) to provide continuing education for the healthcare team. ***NJH has designated the live evening symposia for a maximum of 2.0 AMA PRA Category 1 Credits™.***

Target Audience: Primary Care Physicians, Community Pulmonologists and Allergists are the primary target audience. Allied health professionals involved in the management of severe asthma are the secondary target audience. Anticipated reach includes approximately 270-360 attendees for the live series.

Educational Outcomes Strategy: Outcomes will be measured via participation totals, specialty, designation, pre-test, post-test, interactive polling questions, evaluations and 45-day follow-up surveys. The metrics will demonstrate participation, satisfaction, learning, engagement and change in knowledge, competency, and self-reported performance to achieve Moore's Level 4 outcomes.

Personalized Medicine in Severe Asthma

Final Report (10) Live Symposia

Faculty



Michael E. Wechsler, MD, MMSc

Co-Director, The Cohen Family Asthma Institute at National Jewish Health
Professor, Department of Medicine, Division of Pulmonary, Critical Care and Sleep Medicine
National Jewish Health, Denver, CO



Anthony Gerber, MD, PhD

Associate Professor, Department of Medicine, Division of Pulmonary, Critical Care and Sleep Medicine
Department of Biomedical Research
National Jewish Health, Denver, CO



Flavia Hoyte, MD

Associate Professor, Department of Medicine, Division of Allergy and Immunology
Director, National Jewish Health/University of Colorado Adult Allergy and Immunology Fellowship Training Program
National Jewish Health, Denver, CO



Personalized Medicine in Severe Asthma

Final Report

Attendees Per City (10) Live Symposia



Dallas, TX: 6/20/2017	57
Cleveland, OH: 7/27/2017	33
Chicago, IL: 8/23/2017	38
Dearborn, MI: 8/24/2017	29
Seattle, WA: 9/27/2017	27
San Jose, CA: 9/28/2017	27
Miami, FL: 10/23/2017	32
Tampa, FL: 10/24/2017	41
Durham, NC: 11/7/2017	20
Portland, OR: 11/14/2017	19
<u>Total Live Participation</u>	<u>323</u>



National Jewish
Health®

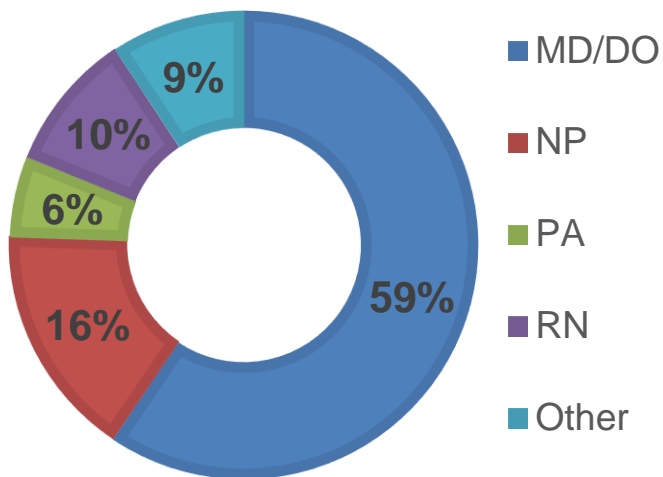
Personalized Medicine in Severe Asthma

Final Report

Level 1 Outcomes: Participation (10) Live Symposia

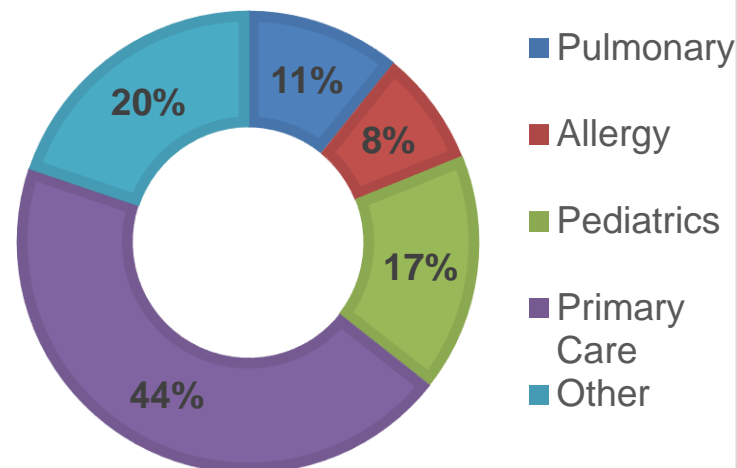


Attendee Designation



*Other: MSW, PharmD, RPh, RRT

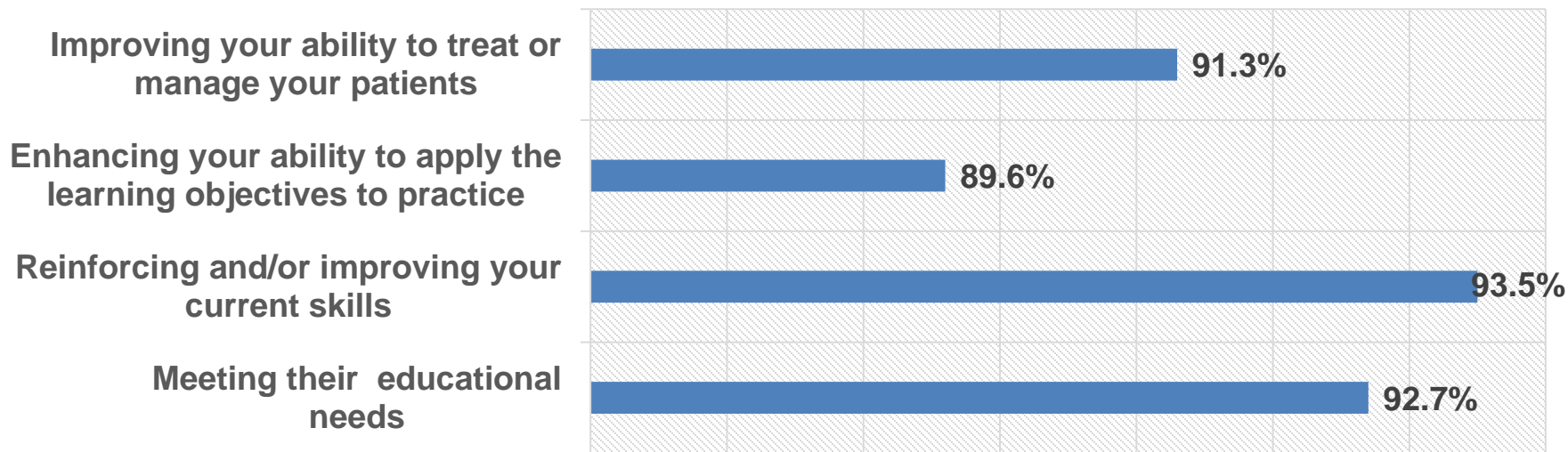
Attendee Specialty



*Other: Cardiology, Dermatology, Pharmacy, ENT, Pathology, Geriatrics, Pain Management, Urology, Surgery, Neurology, Emergency Medicine



Participants reported that the activity was “Good” to “Excellent” at:





Question 1

Which of the following clinical criteria factor into the “risk” aspect of classifying asthma control?

- A.) Asthma Control Test (ACT) score
- B.) Number of prednisone bursts in the past year, frequency of nighttime awakenings**
- C.) Frequency of albuterol use
- D.) Assessment of lung function (%predicted FEV1 or %personal best peak flow)

Question 2

Which of the following blood tests is a commercially available biomarker that is helpful in determining asthma phenotype/endotype?

- A.) Absolute lymphocyte count
- B.) Periostin level
- C.) Total IgE level**
- D.) DPP4 (dipeptidyl peptidase 4)
- E.) Exhaled nitric oxide

Question 3

Which of the following biologic agents are approved for the treatment of severe persistent asthma characterized as Th2 high?

- A.) Mepolizumab**
- B.) Lebrikizumab
- C.) Dupilumab
- D.) Benralizumab
- E.) Tralokinumab

Personalized Medicine in Severe Asthma

Final Report

Pre-test/Post-test questions (10) Live Symposia



Question 4

Which of the following is **NOT** a criterion for the diagnosis of asthma?

- A.) History of symptoms consistent with intermittent airway obstruction
- B.) Physiologic testing confirming airway
- C.) Peripheral eosinophilia**
- D.) Hypertrophy and hyperplasia of the smooth muscle cells

Question 5

Which of the following does **NOT** represent an airway abnormality in asthma?

- A.) Increased mucus secretion
- B.) Thickening of the basement membrane in airways
- C.) Reduced number and size of airway smooth muscle cells causing “floppy airways”**
- D.) Hypertrophy and hyperplasia of the smooth muscle cells

Question 6

Which of the following describes an asthma endotype?

- A.) Asthma in the elderly
- B.) Obese asthma
- C.) IL_5 mediated asthma**
- D.) Nocturnal asthma
- E.) Occupational asthma

Question 7

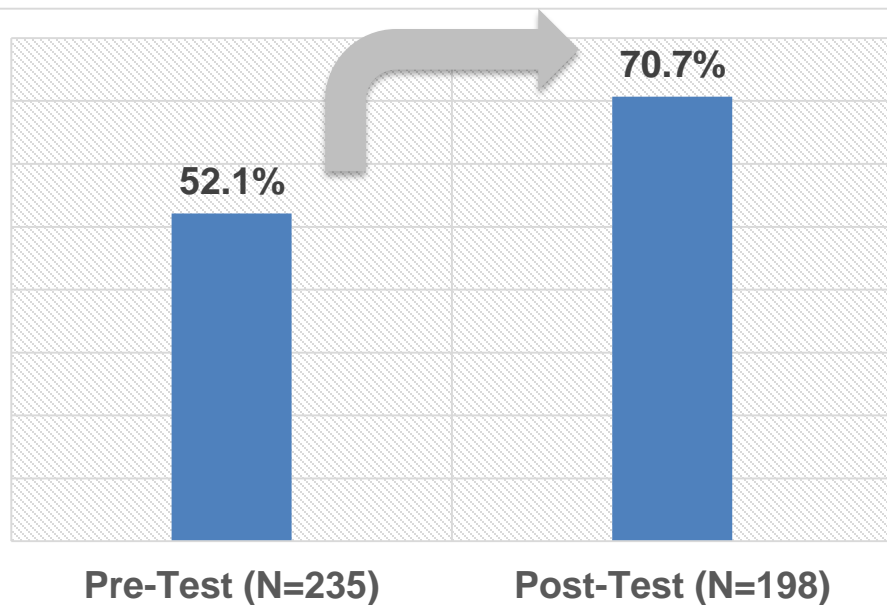
Which of the following is **NOT** a FDA approved biologic agent

- A.) Omalizumab
- B.) Mepolizumab
- C.) Dupilumab
- D.) Reslizumab
- E.) Tralokinumab**

Personalized Medicine in Severe Asthma

Final Report

Level 3 & 4 Outcomes: Knowledge/Competence (10) Live Symposia



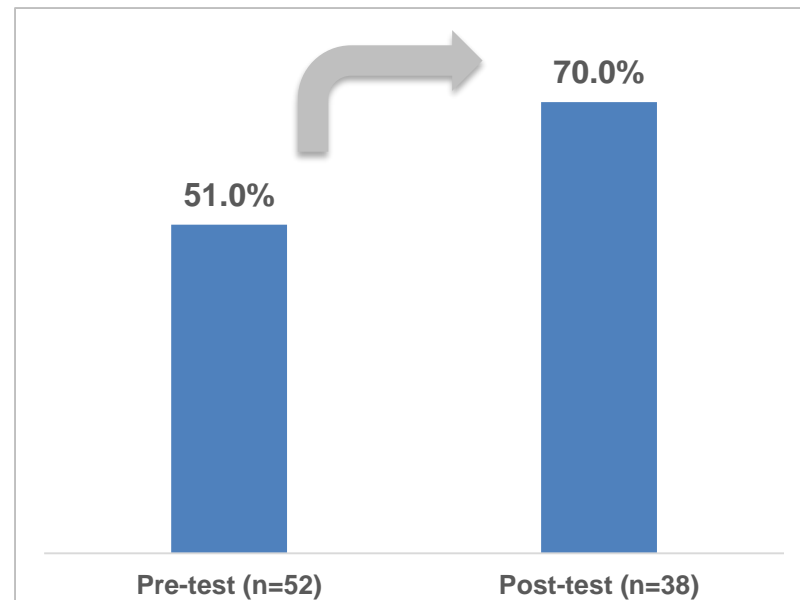
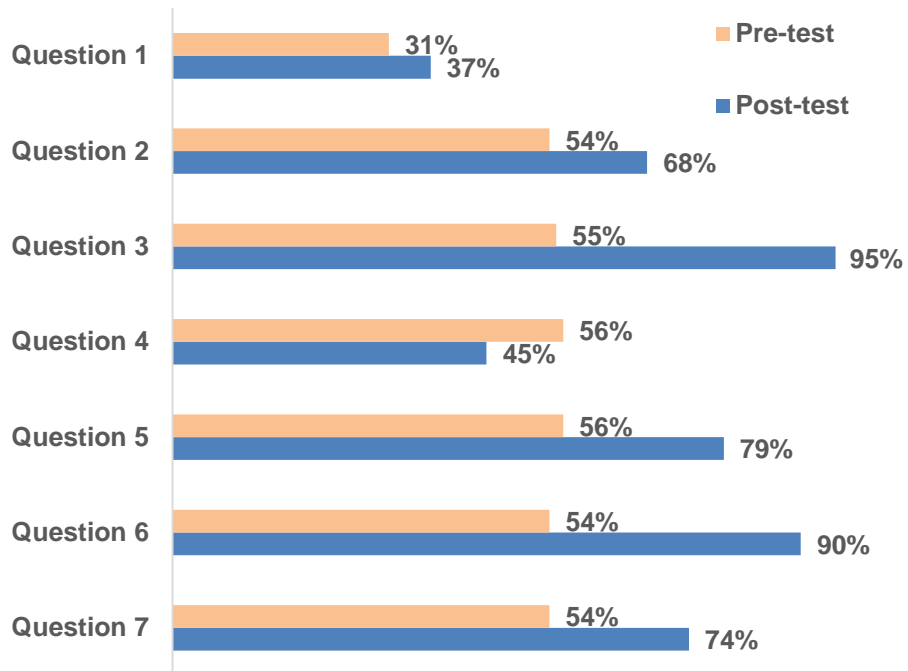
Level 3 and 4 outcomes were measured by comparing participants' pre- and post-test answers. Attendees' responses to these questions demonstrated that **participants gained knowledge as a result of the activity.**

Overall relative increase from pre- to post-activity
36%

Personalized Medicine in Severe Asthma

Final Report

Pre- to Post-Test Analysis: Dallas (10) Live Symposia

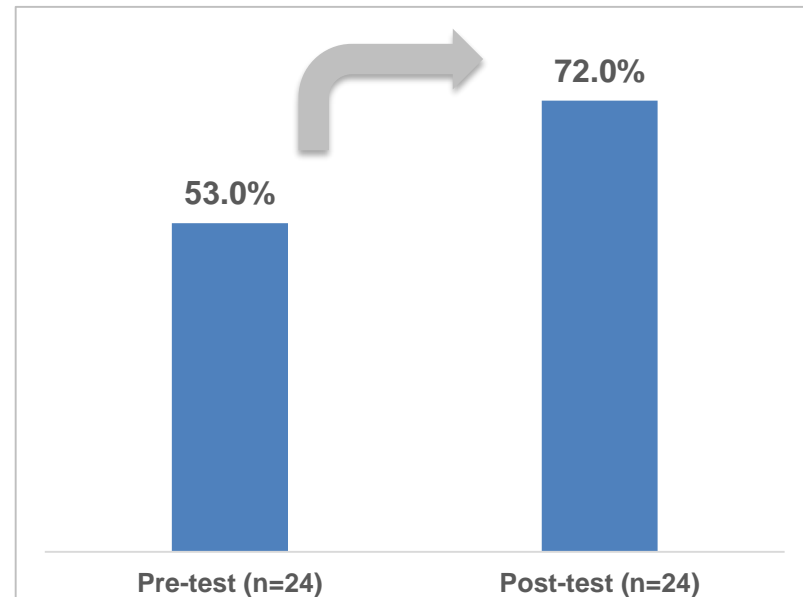
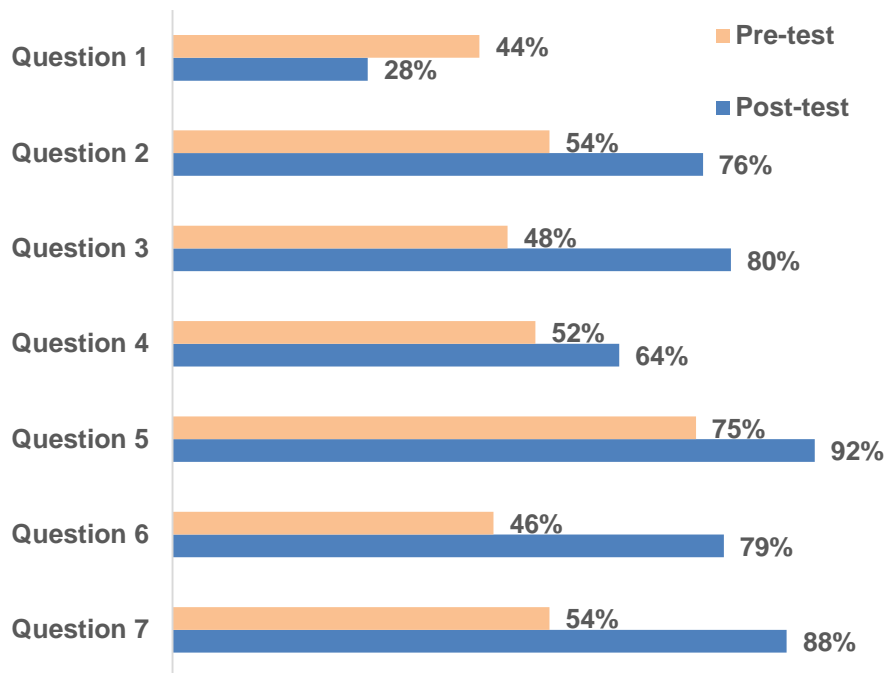


Average relative change in knowledge and competence: 37% increase from baseline to post-test. Since Question 4 saw a decrease from pre to post-test, the faculty have modified the question to make it more clear.

Personalized Medicine in Severe Asthma

Final Report

Pre- to Post-Test Analysis: Cleveland (10) Live Symposia

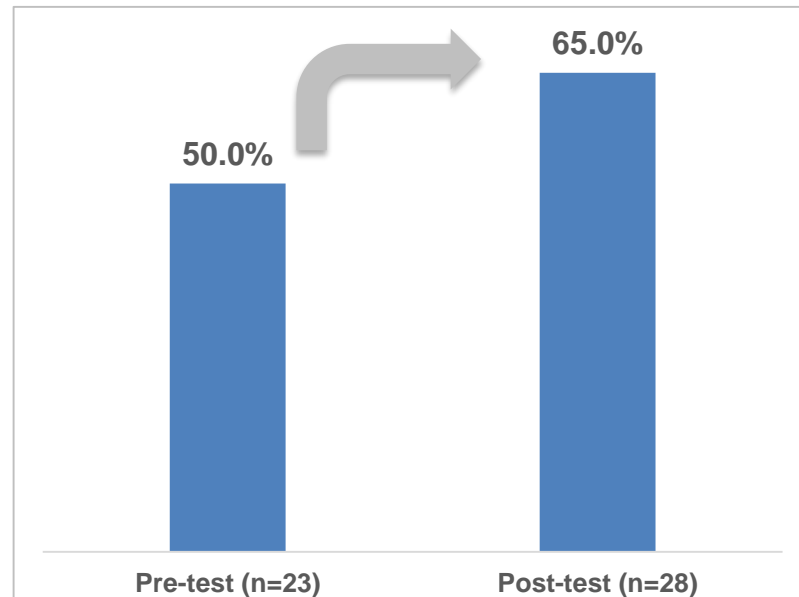
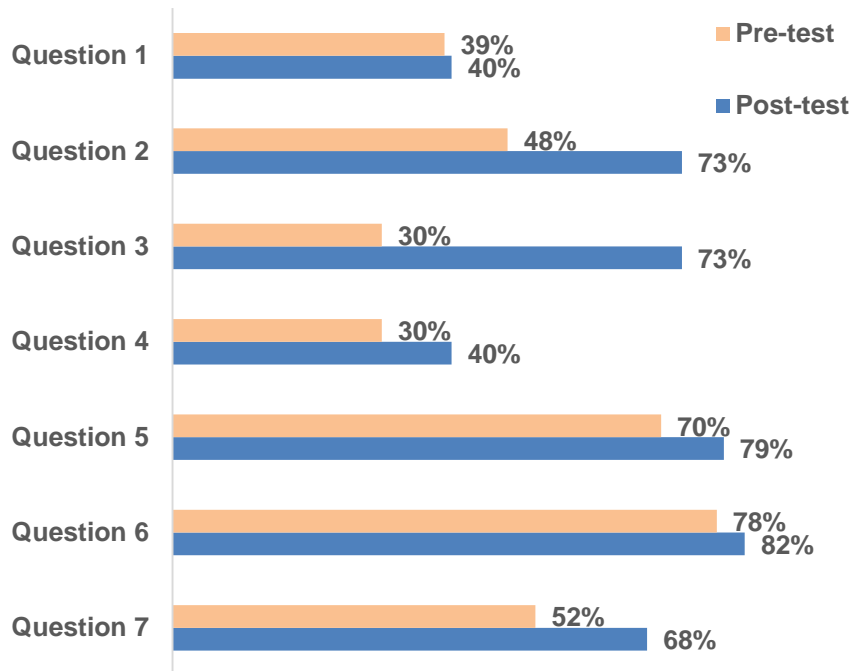


Average relative change in knowledge and competence: 36% increase from baseline to post-test. *Since Question 1 saw a decrease from pre to post-test, faculty worked to address the content more clearly during their presentation.*

Personalized Medicine in Severe Asthma

Final Report

Pre- to Post-Test Analysis: Chicago (10) Live Symposia

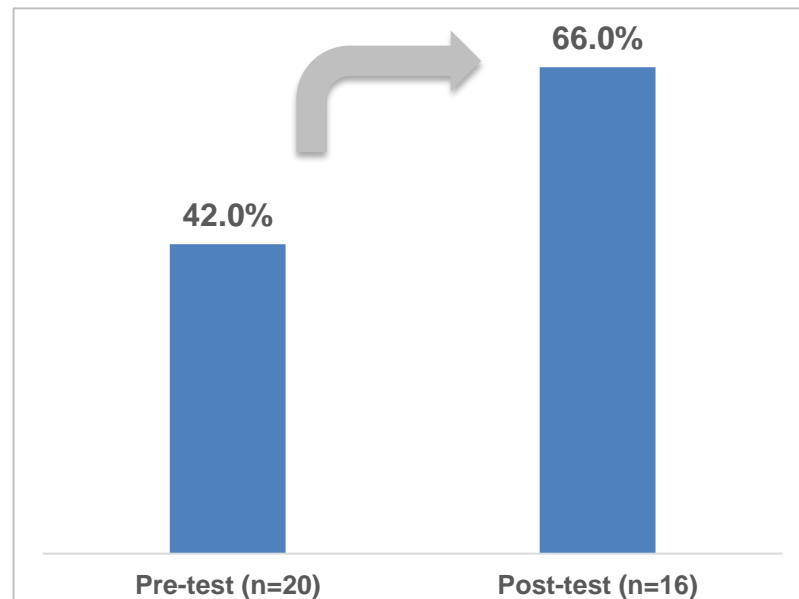
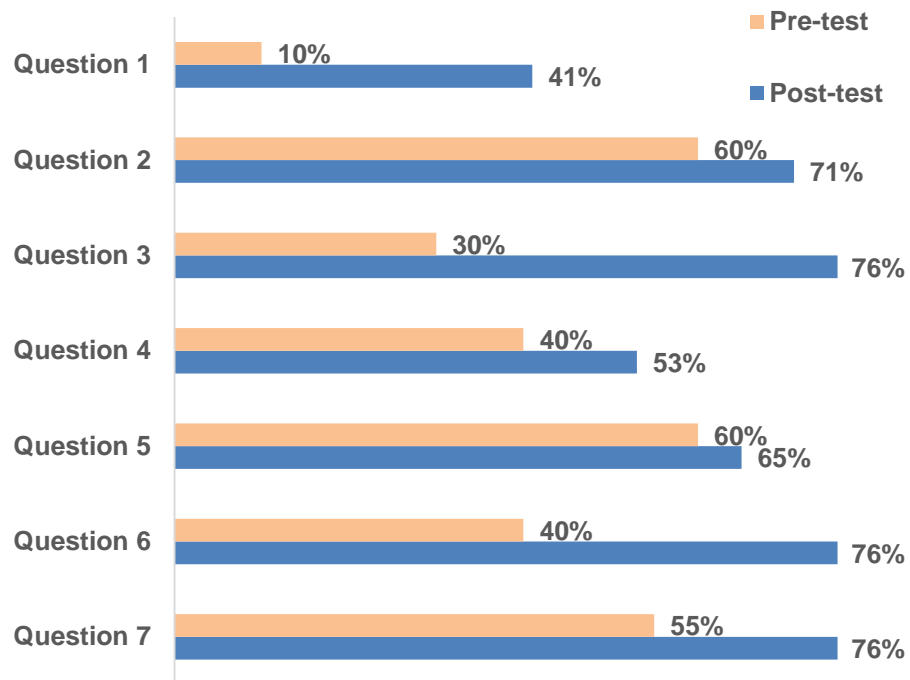


Average relative change in knowledge and competence: 30% increase from baseline to post-test.

Personalized Medicine in Severe Asthma

Final Report

Pre- to Post-Test Analysis: Dearborn (10) Live Symposia

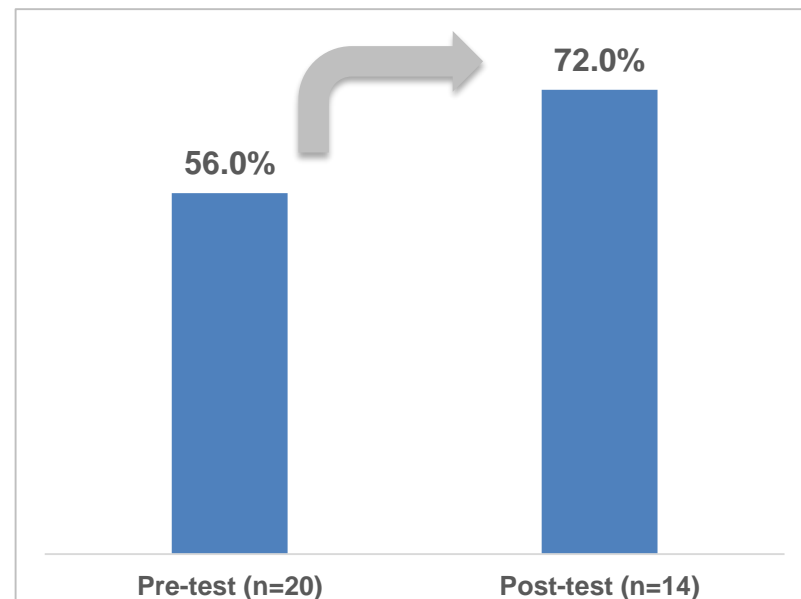
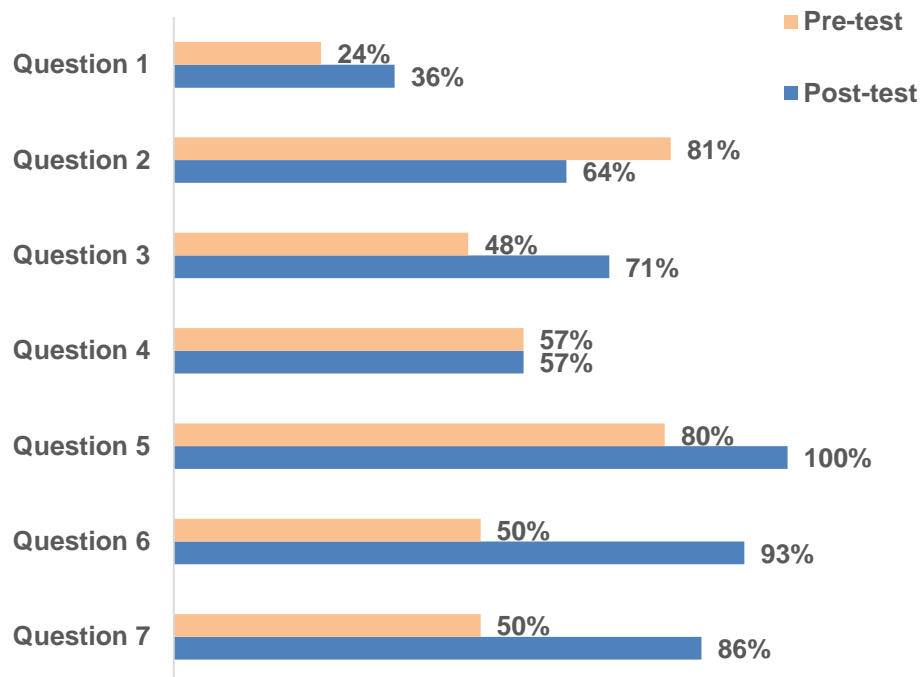


Average relative change in knowledge and competence: 57% increase from baseline to post-test.

Personalized Medicine in Severe Asthma

Final Report

Pre- to Post-Test Analysis: Seattle (10) Live Symposia

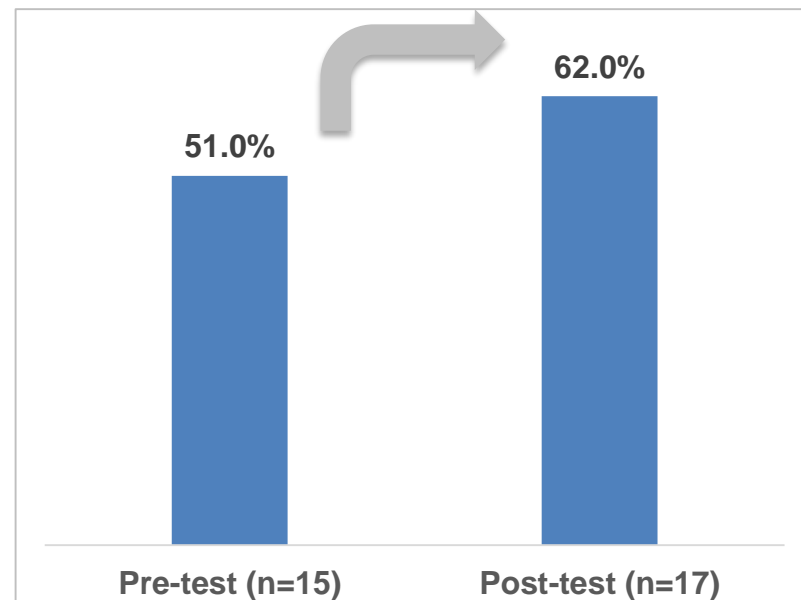
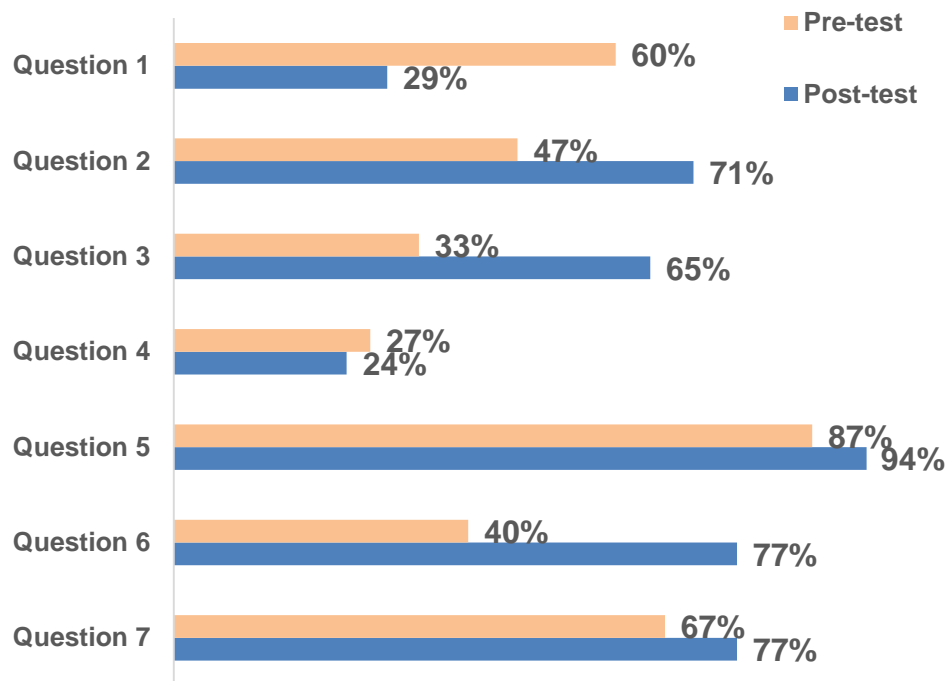


Average relative change in knowledge and competence: 29% increase from baseline to post-test.

Personalized Medicine in Severe Asthma

Final Report

Pre- to Post-Test Analysis: San Jose (10) Live Symposia

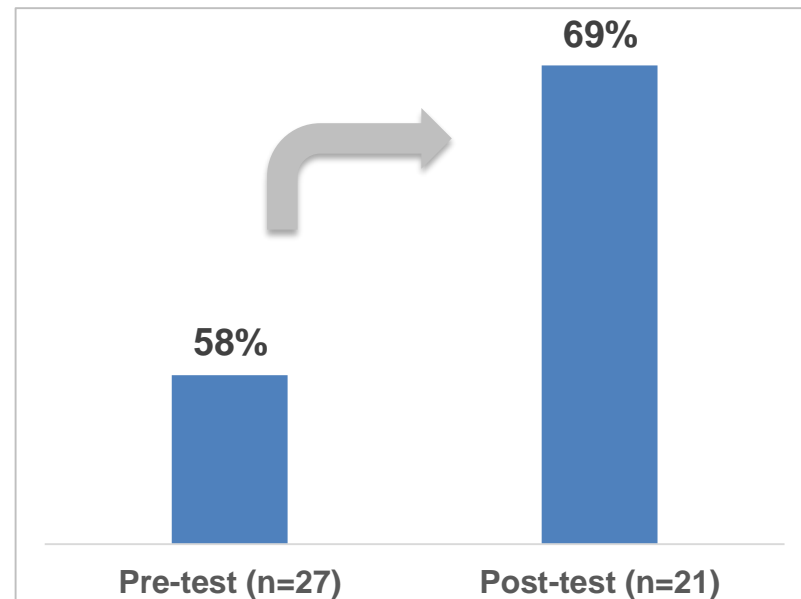
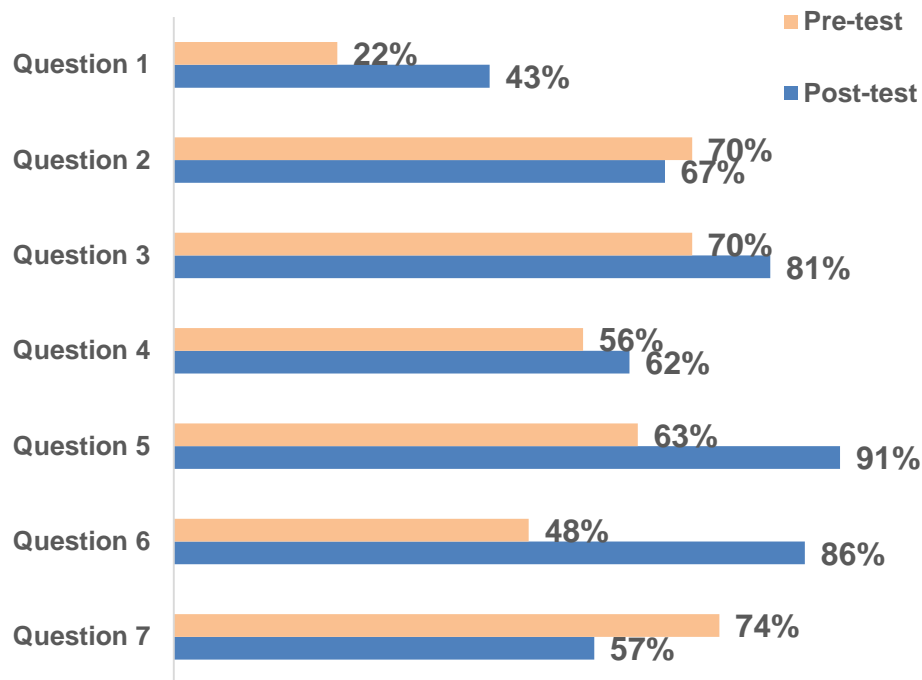


Average relative change in knowledge and competence: 22% increase from baseline to post-test.

Personalized Medicine in Severe Asthma

Final Report

Pre- to Post-Test Analysis: Tampa, FL (10) Live Symposia

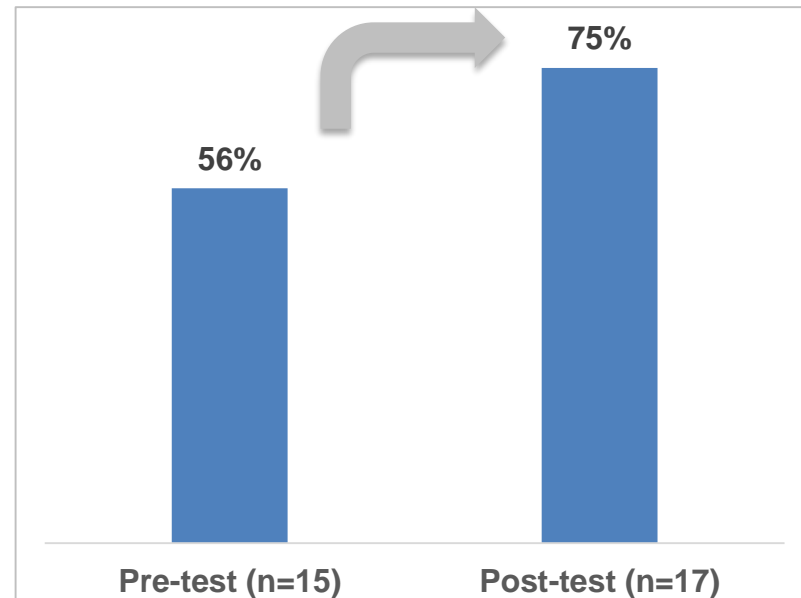
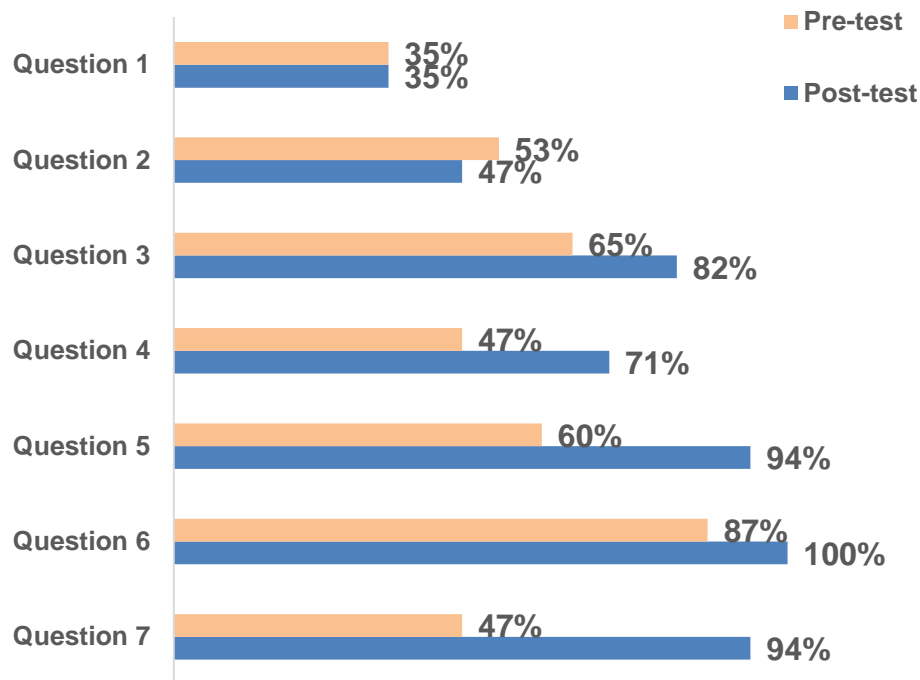


Average relative change in knowledge and competence: 19% increase from baseline to post-test.

Personalized Medicine in Severe Asthma

Final Report

Pre- to Post-Test Analysis: Miami, FL (10) Live Symposia

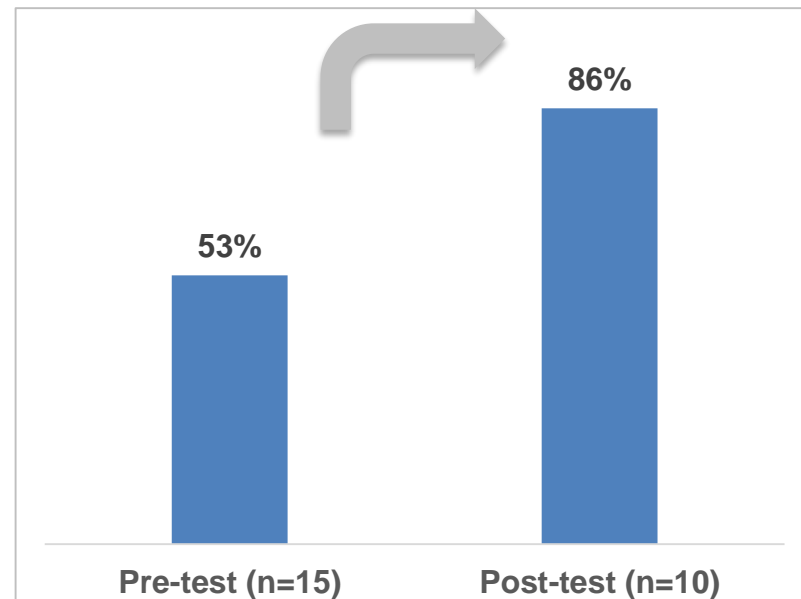
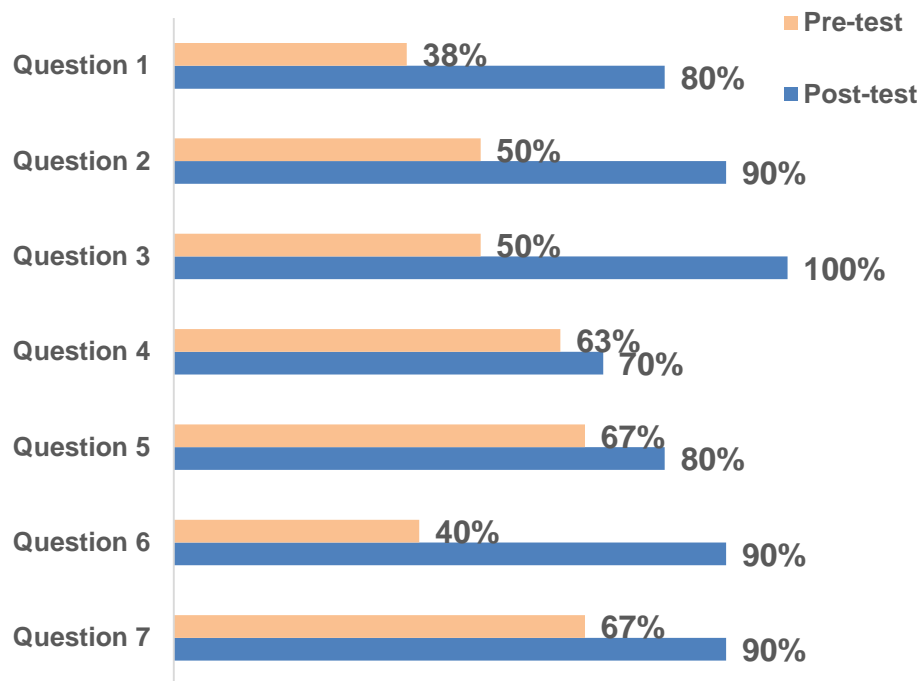


Average relative change in knowledge and competence: 34% increase from baseline to post-test.

Personalized Medicine in Severe Asthma

Final Report

Pre- to Post-Test Analysis: Raleigh, NC (10) Live Symposia

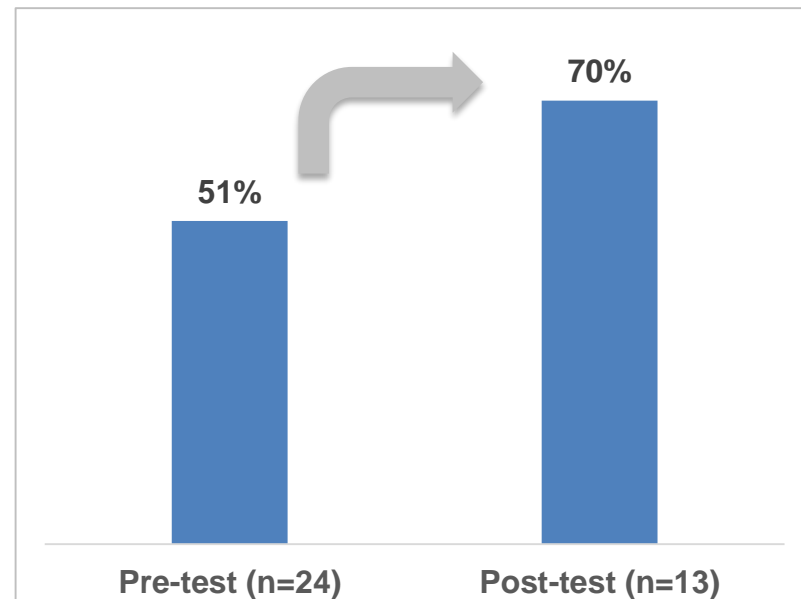
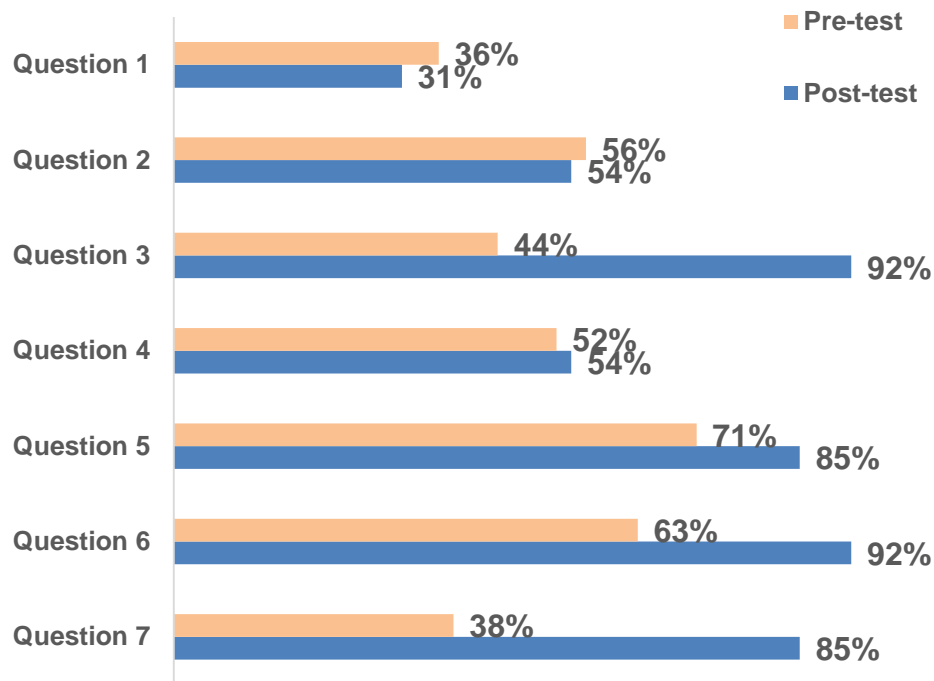


Average relative change in knowledge and competence: 62% increase from baseline to post-test.

Personalized Medicine in Severe Asthma

Final Report

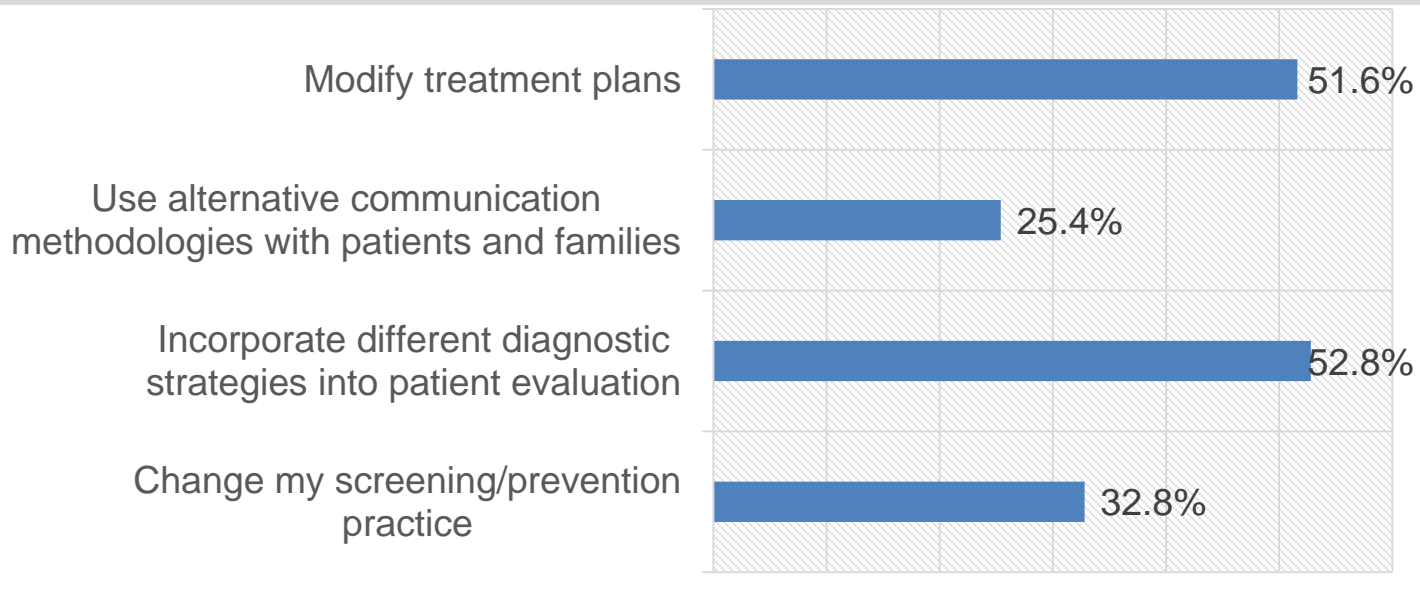
Pre- to Post-Test Analysis: Portland, OR (10) Live Symposia



Average relative change in knowledge and competence: 37% increase from baseline to post-test.



91% of participants report that they intend to make changes as a result of this activity. Those changes include:





- ✓ **91%** of participants reported that they intend to make changes in practice as a result of this activity
- ✓ **99%** of participants reported that the content presented was evidence-based and clinically relevant
- ✓ **90%** of participants reported that the activity addresses strategies for overcoming barriers to optimal patient care





Key Lessons Learned

- Targets for different biologics
- Workup of refractory asthma
- Biologic medication management
- Importance of biomarkers in asthma diagnosis/management
- Treatment of refractory asthma
- New IL5 agents
- The changing paradigm for classifying asthma
- Looking at phenotypes and endotypes of asthma



Needs for Additional Education

- GERD
- Spirometry technique
- TB and other lung infections
- COPD
- Use of biological agents in children
- Asthma phenotypes
- Pediatric asthma
- The biological marker

What Attendees are Saying

“I enjoyed the conference very much, the staff was friendly and efficient with registration, the venue was great and the speaker was knowledgeable.”

“It was a well balanced and informative presentation.”

“Best presentation I have attended this year.”

Personalized Medicine in Severe Asthma

Final Report

Level 5 Outcomes: Self-Reported Performance (10) Live Symposia



78%

indicated they were thinking about making changes in practice as a result of this activity

69%

indicated they were provided new ideas or information they have used or plan to use in practice

80% report that **one or more of their patients have already benefited** from the information learned in the educational activity

The **top two changes** respondents have made or intend to make (for those that had not seen any patients in that target therapeutic area within the 45-day time period) are:

- ✓ Change my screening/prevention practice (42%)
- ✓ Modify treatment plans (54%)

Personalized Medicine in Severe Asthma

Final Report

ARS Group Questions (10) Live Symposia



One unique aspect of this program are the interactive group polling questions via audience response system (ARS), interspersed strategically in the presentation to segue into an important topic. The questions are asked of the entire group, however, each table of participants must discuss and select an answer together as a group using one ARS key pad instead of providing individual answers. Once the results show on the screen, the presenter provides rationale for the correct answer and can address as thoroughly as needed depending on the answers provided.

ARS Question 1

Based on this clip, how would you classify the patient's asthma using ERP-3 criteria from the most recent NHLBI guidelines published in 2007?

- A. Mild intermittent
- B. Mild persistent
- C. Moderate persistent
- D. Severe persistent**

ARS Question 2

Based on what you know of our patient, which endotype or phenotype would best characterize our patient?

- A. Late-onset asthma
- B. Th2 high**
- C. Th2 low
- D. Neutrophilic asthma

ARS Question 3

What is the next best step for the patient in our video?

- A. Omalizumab
- B. Mepolizumab
- C. Bronchial thermoplasty
- D. Reslizumab
- E. Continue current therapy and reassess in 8 weeks

**This question does not have just one answer and was used as a pool question to promote discussion amongst the audience.*



ARS Question 1

Based on this clip, how would you classify the patient's asthma using ERP-3 criteria from the most recent NHLBI guidelines published in 2007?

- A. Mild intermittent
- B. Mild persistent
- C. Moderate persistent
- D. Severe persistent ★**



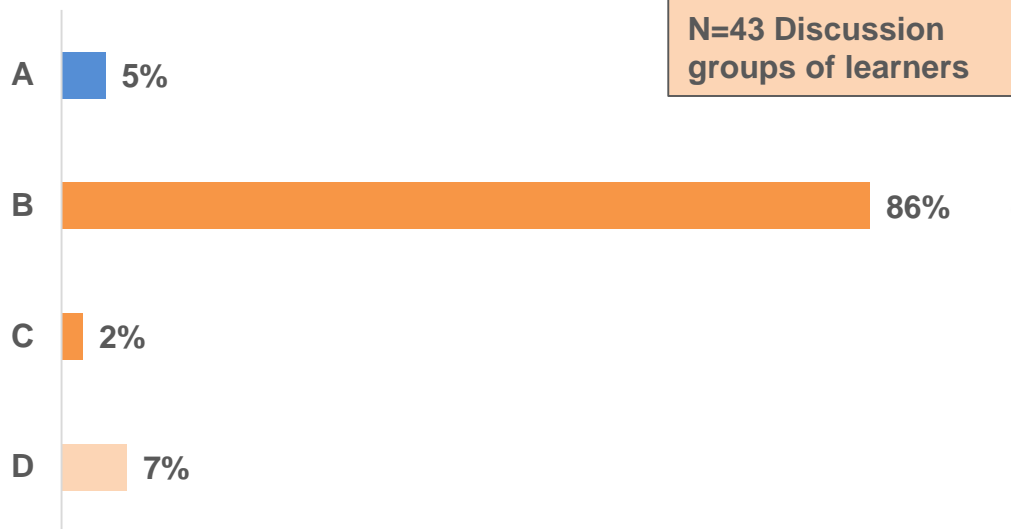
**Due to the low correct response rate, the presenters have made sure to cover this question thoroughly immediately following the responses to address the demonstrated gap. At the direction of the faculty, we added a slide after each of the ARS questions that helps facilitate the table discussion further before they select their answer as a group.*



ARS Question 2

Based on what you know of our patient, which endotype or phenotype would best characterize our patient?

- A. Late-onset asthma
- B. Th2 high**
- C. Th2 low
- D. Neutrophilic asthma



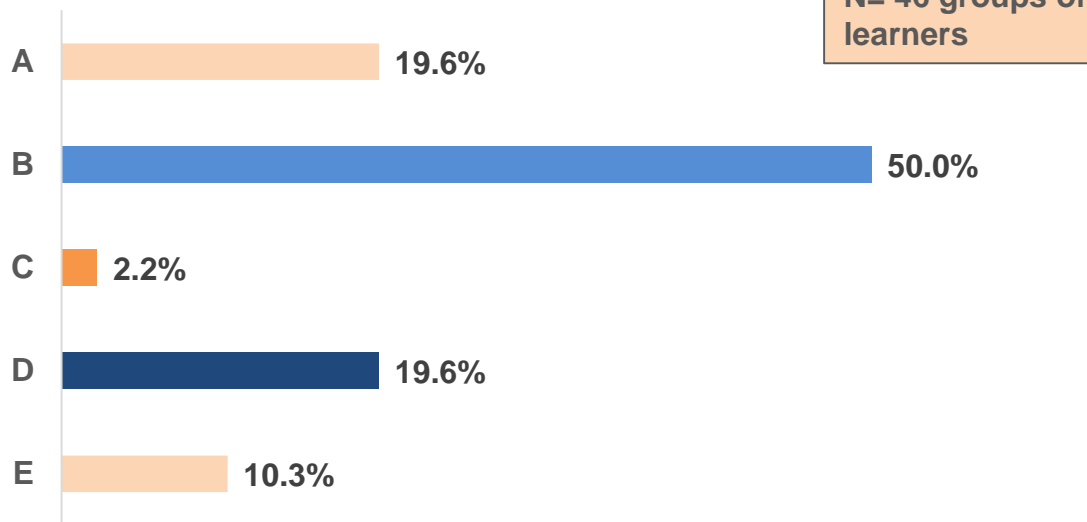
**The majority of attendees answered this question correctly (B); therefore, the presenters were able to go more in depth on the topic as the baseline knowledge was higher. At the direction of the faculty, we added a slide after each of the ARS questions that helps facilitate the table discussion further before they select their answer as a group.*



ARS Question 3

What is the next best step for the patient in our video?

- A. Omalizumab
- B. Mepolizumab
- C. Bronchial thermoplasty
- D. Reslizumab
- E. Continue current therapy and reassess in 8 weeks



**This question does not have a “right” answer. It was used to spark discussion amongst the audience. At the direction of the faculty, we added a slide after each of the ARS questions that helps facilitate the table discussion further before they select their answer as a group.*



Personalized Medicine in Severe Asthma

Applying Emerging Data and Treatments to Everyday Clinical Practice

Online Activity

Final Outcomes Report
Launched June 2, 2017



Personalized Medicine in Severe Asthma

Applying Emerging Data and Treatments to Everyday Clinical Practice

36880883	Personalized Medicine in Severe Asthma; Applying Emerging Data and Treatments to Everyday Clinical Practice	
<p>Educational Objectives</p> <ol style="list-style-type: none"> 1. Describe key concepts in the pathophysiology of severe asthma. 2. Analyze recent clinical data of current and emerging targeted therapies and potential biomarkers for severe asthma. 3. Select personalized treatment approaches for severe asthma best suited to various phenotypes and endotypes. 		
<p>Intended Audience: Pulmonologists, Allergists, Primary Care Physicians and other health care professionals who treat patients with severe asthma.</p>	<p>Anticipated Reach: 1,100 completers and 4,800 learners</p>	<p>Modality/# Activities: Online enduring activity featuring 3 modules</p>
<p>Program Locations: N/A</p>	<p>Dates (Enduring Activity): June 2, 2017 – June 2, 2018</p>	<p>Relevant Links: https://severeasthmapm.njhealtheducation.org/</p>
<p>Outcomes Levels: Level 1, Level 2, Level 3, Level 4</p>	<p>Outcomes Planning: Pre-test and post-test; program evaluation</p>	
<p>Summary: The online portion of this educational initiative encompasses three modules featuring expert speakers and interactive polling and feedback, as well as a clinical reference aid and downloadable resources to help improve the knowledge and competence of pulmonologists, allergists and primary care physicians in the diagnosis, management, and treatment of severe asthma.</p>		



Personalized Medicine in Severe Asthma

Final Report – Online Enduring Program – (3) Modules

Background

Background:

The online portion of this educational initiative encompasses three interactive modules featuring expert speakers in severe asthma. The goal of this program is to improve the knowledge and competence of pulmonologists, allergists and primary care physicians, as well as physician assistants and nurse practitioners in the diagnosis, management, and treatment of severe asthma.

Learning Objectives:

1. Describe key concepts in the pathophysiology of severe asthma.
2. Analyze recent clinical data of current and emerging targeted therapies and potential biomarkers for severe asthma.
3. Select personalized treatment approaches for severe asthma best suited to various phenotypes and endotypes.



Personalized Medicine in Severe Asthma

Final Report - Online Enduring Program – (3) Modules

Accreditation, Audience and Outcomes Strategy

Accreditation Details: In support of improving patient care, NJH is accredited by the Accreditation Council for Continuing Medical Education (ACCME) to provide continuing medical education for physicians. NJH is also accredited by the Accreditation Council for Pharmacy Education (ACPE) and the California Board of Registered Nursing (CBRN) to provide continuing education for the healthcare team. ***NJH has designated the online program for a maximum of 1.75 AMA PRA Category 1 Credits™.***

Target Audience: Primary Care Physicians, Community Pulmonologists and Allergists are the primary target audience. Allied health professionals involved in the management of severe asthma are the secondary target audience.

Educational Outcomes Strategy: Outcomes will be measured via participation totals, specialty, designation, pre-test, post-test, interactive polling questions, and evaluations. The metrics will demonstrate participation, satisfaction, learning, engagement and change in knowledge, and competency to achieve Moore's Level 4 outcomes.



Personalized Medicine in Severe Asthma

Final Report - Online Enduring Program – (3) Modules

Online Metrics Summary

Online Metrics

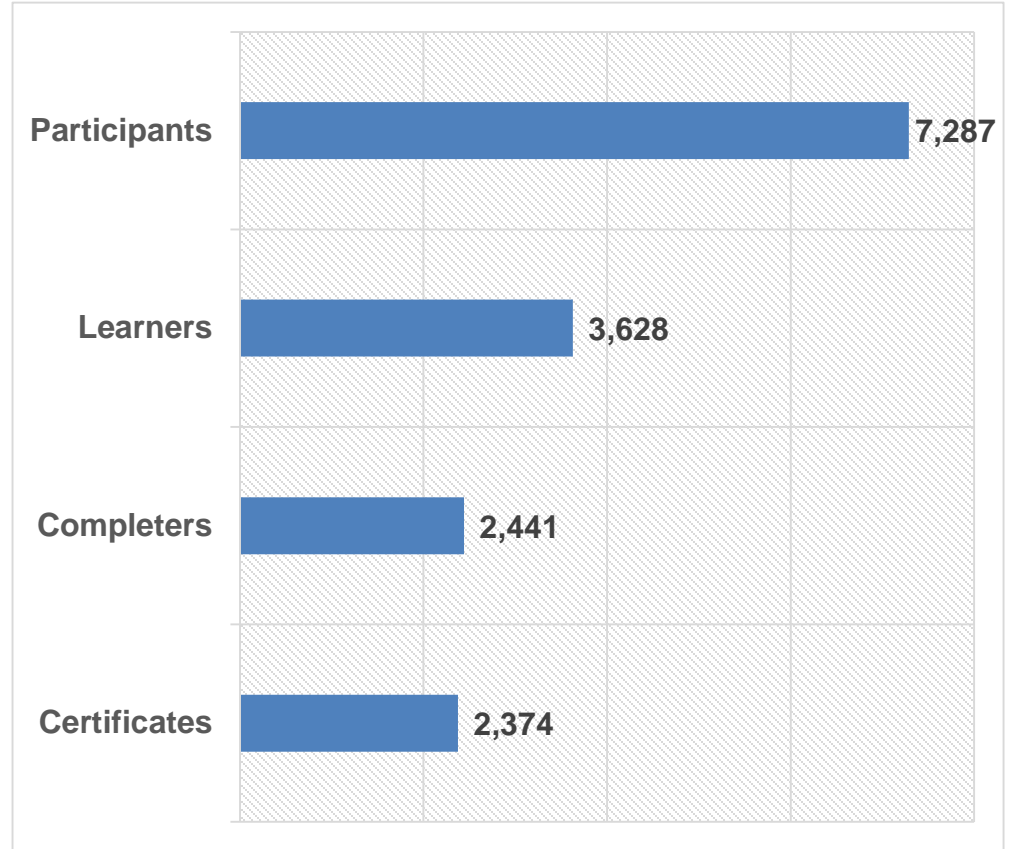
Completers: 2,441

- 37% MD/DO
- 22% NP/PA

Total Learners: 3,628

Total Participants: 7,287

Total Certificates: 2,374



Personalized Medicine in Severe Asthma

Final Report - Online Enduring Program – (3) Modules

Module Dashboard



Asthma: Symptoms to Pathophysiology (Module 1):

✓ Completers: 1,195
Total Learners: 1,929
Total Certificates: 1,162
Completion Rate: 62%

Module 1: Pathophysiology

CME Credit: .50

Learn about the key concepts in the pathophysiology of severe asthma.

Personalized Medicine in Severe Asthma

Final Report - Online Enduring Program – (3) Modules

Module Dashboard



Current and Emerging Asthma Therapies (Module 2):

✓ Completers: 799

Total Learners: 1,077

Total Certificates: 780

Completion Rate: 74%

Module 2: Current and Emerging Asthma Therapies

CME Credit: .50

Learn about recent clinical data of current and emerging therapies and potential biomarkers for severe asthma.



Personalized Medicine in Severe Asthma

Final Report - Online Enduring Program – (3) Modules

Module Dashboard



Roundtable Discussion on Personalized Treatment Approaches (Module 3)

✓ Completers: 447

Total Learners: 622

Total Certificates: 432

Completion Rate: 72%

Module 3: Roundtable Discussion on Personalized Treatment Approaches

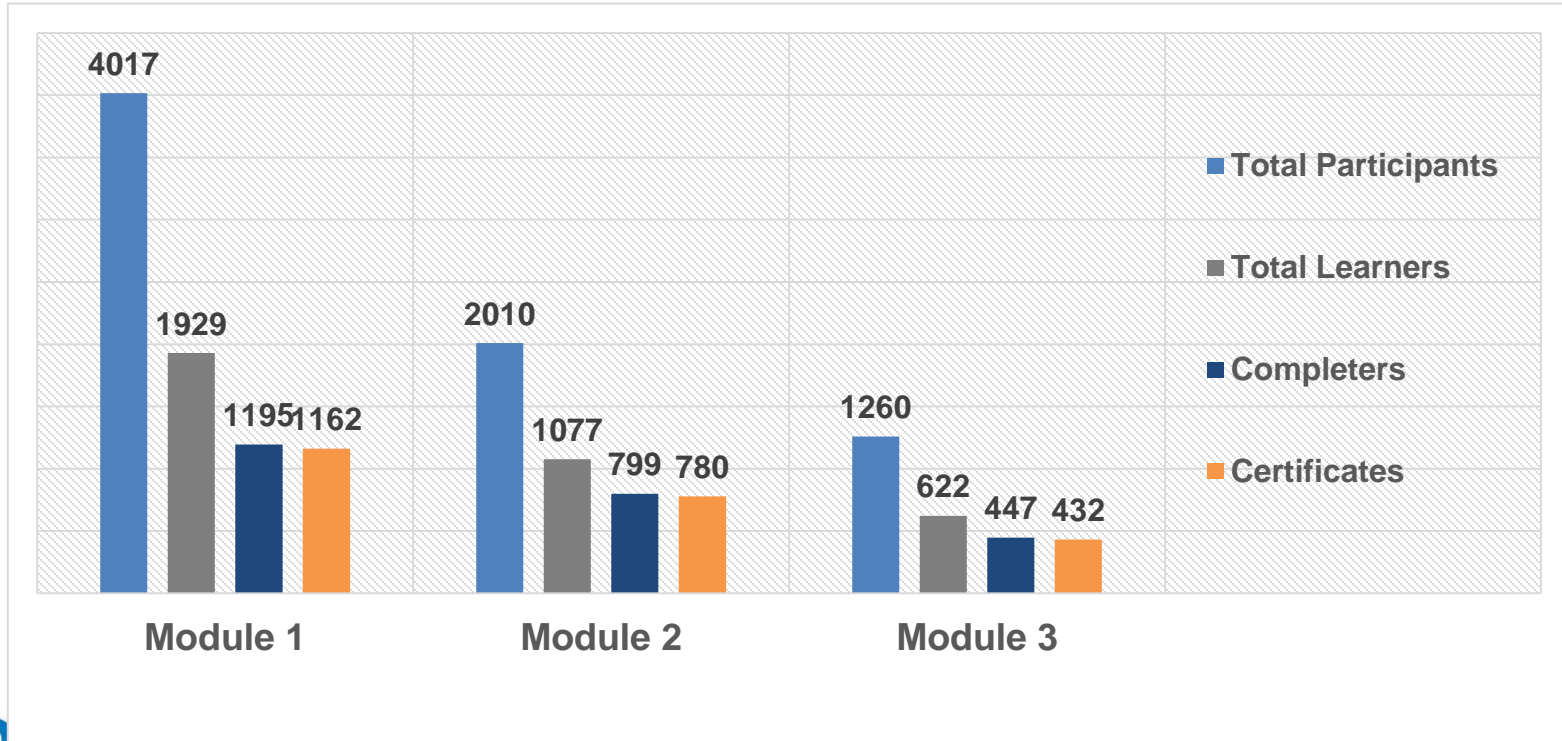
CME Credit: .75

We pull together information from the first two modules using a multidisciplinary roundtable discussion with key opinion leaders.

Personalized Medicine in Severe Asthma

Final Report - Online Enduring Program – (3) Modules

Participation Breakdown



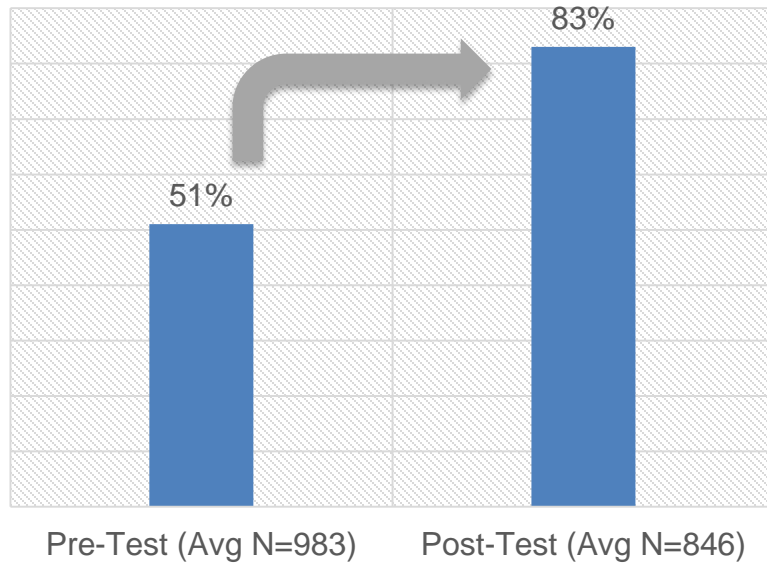
Personalized Medicine in Severe Asthma

Final Report - Online Enduring Program – (3) Modules

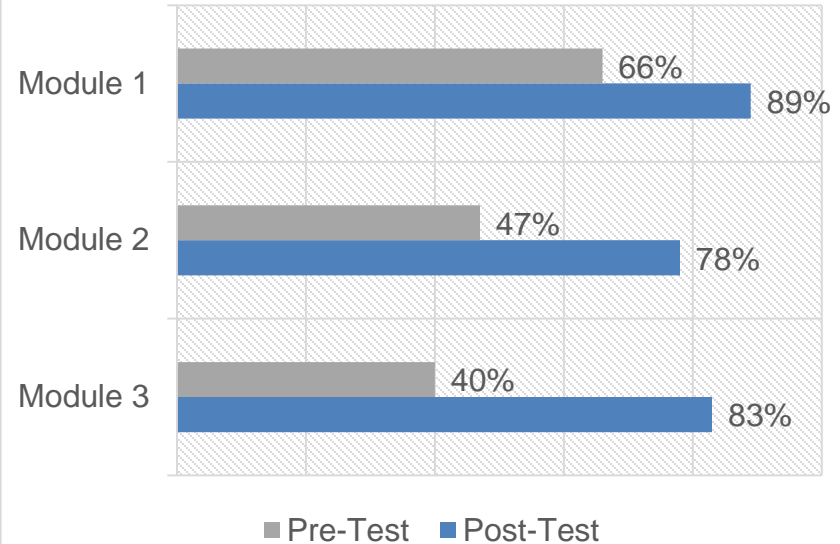
Pre to Post-Test



Aggregate Pre- to Post-Test



Pre- to Post-Test by Module





Personalized Medicine in Severe Asthma

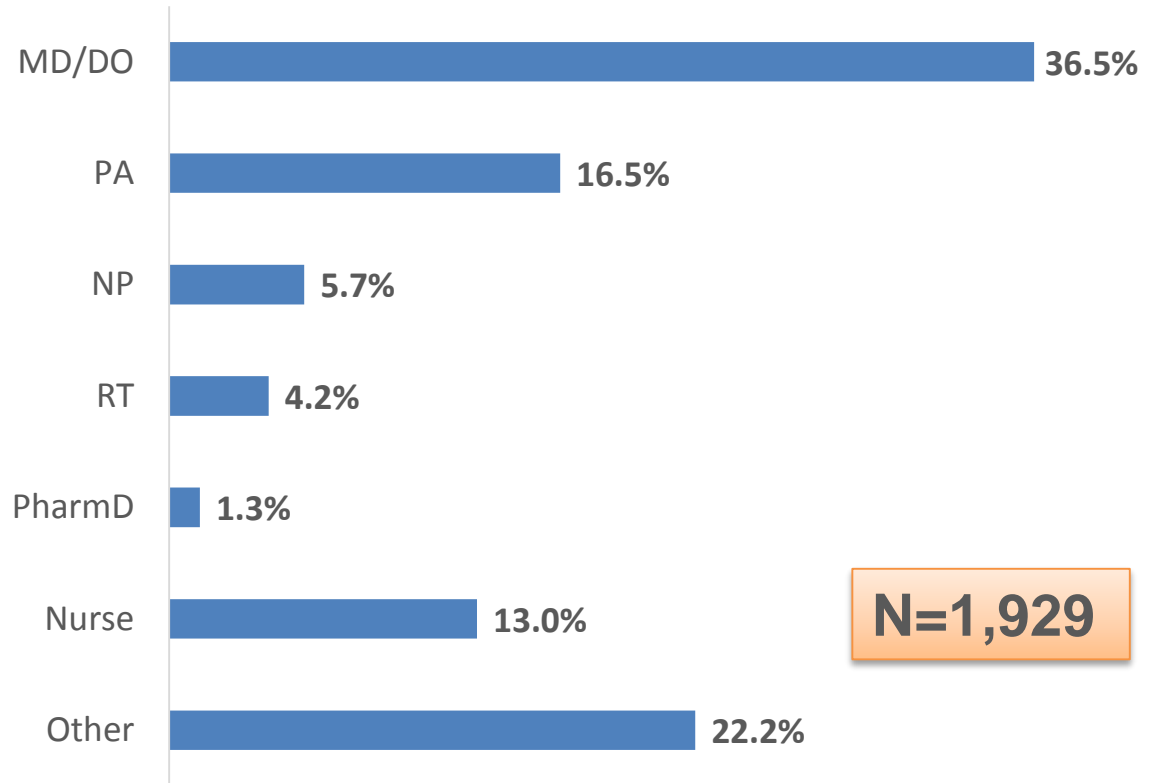
Final Report - Online Enduring Program – (3) Modules

Asthma: Symptoms to Pathophysiology (Module 1): Learners

Module 1 Metrics:

✓ Completed: 1,195

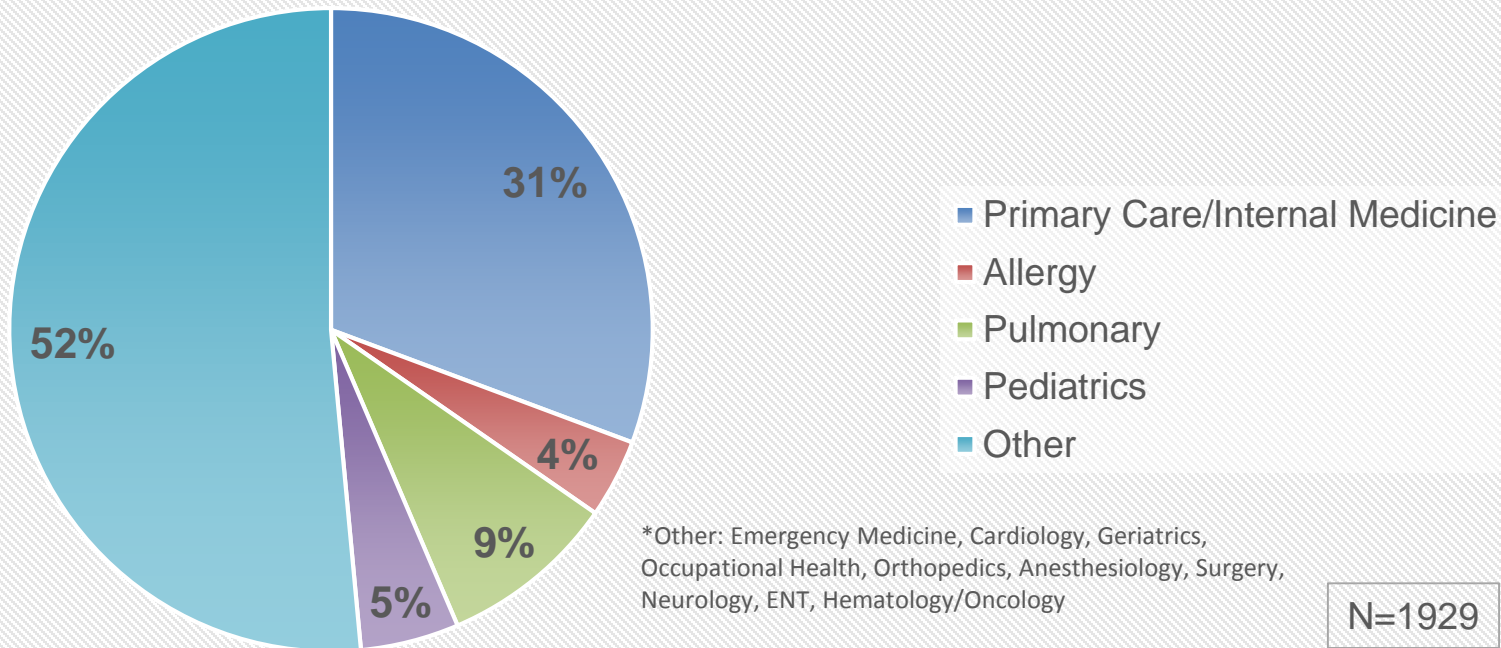
Total Learners: 1,929



Personalized Medicine in Severe Asthma

Final Report - Online Enduring Program – (3) Modules

Asthma: Symptoms to Pathophysiology (Module 1): Learners



N=1929



Personalized Medicine in Severe Asthma

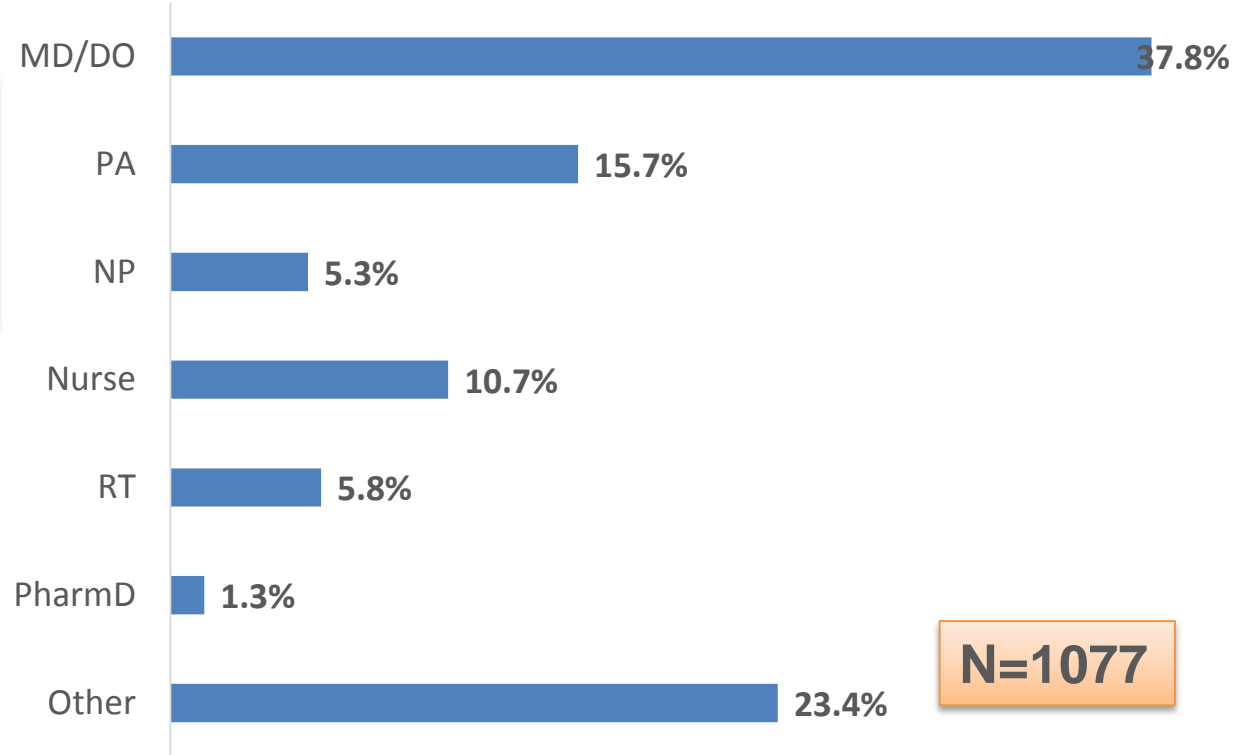
Final Report - Online Enduring Program – (3) Modules

Current and Emerging Asthma Therapies (Module 2): Learners

Module 2 Metrics:

✓ Completed: 799

Total Learners: 1,077

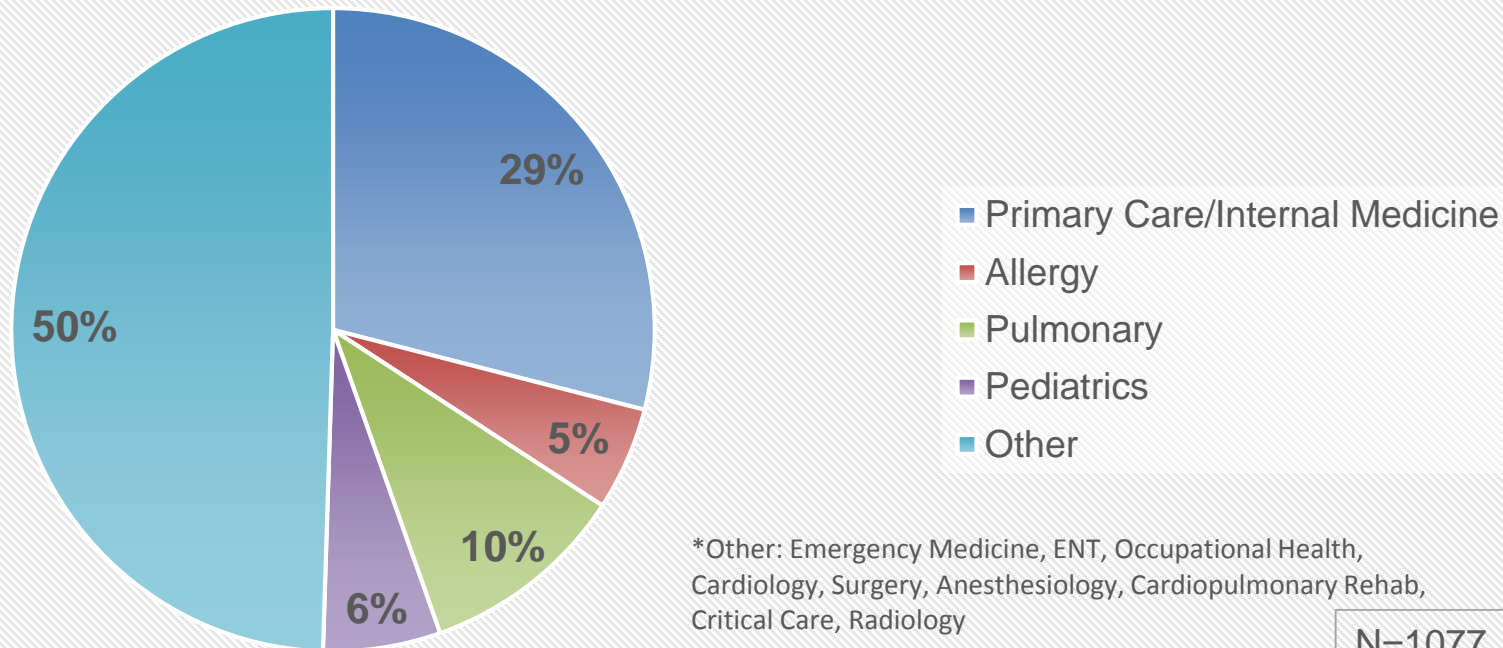


N=1077

Personalized Medicine in Severe Asthma

Final Report - Online Enduring Program – (3) Modules

Current and Emerging Asthma Therapies (Module 2): Learners





Personalized Medicine in Severe Asthma

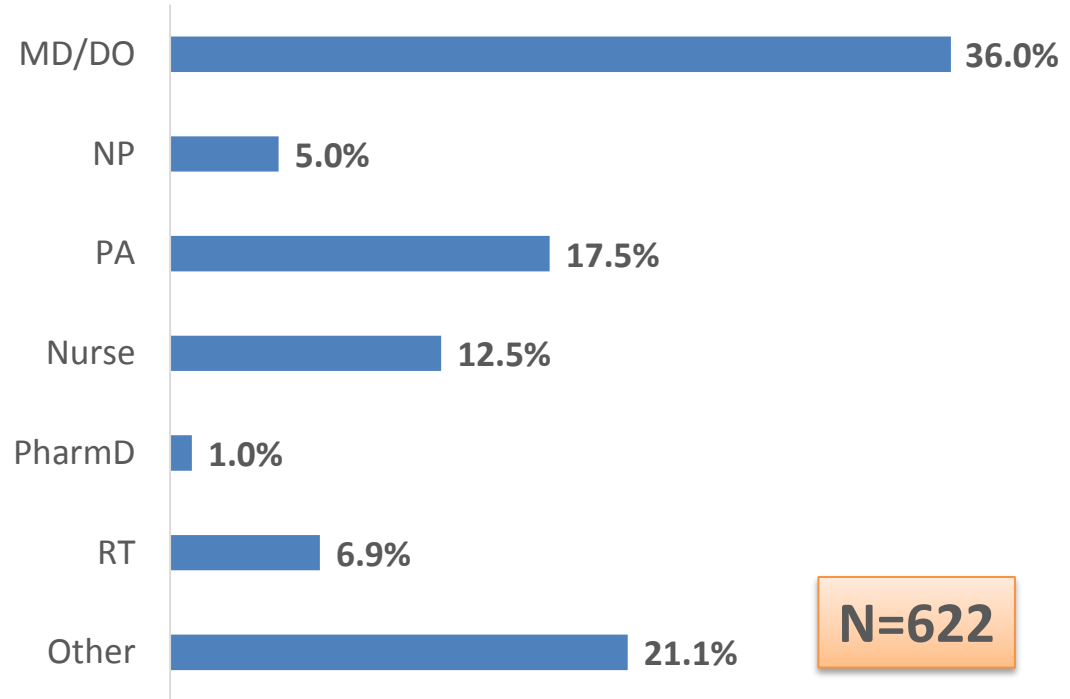
Final Report - Online Enduring Program – (3) Modules

Roundtable Discussion on Personalized Treatment Approaches (Module 3): Learners

Module 3 Metrics:

✓ Completed: 447

Total Learners: 622



N=622

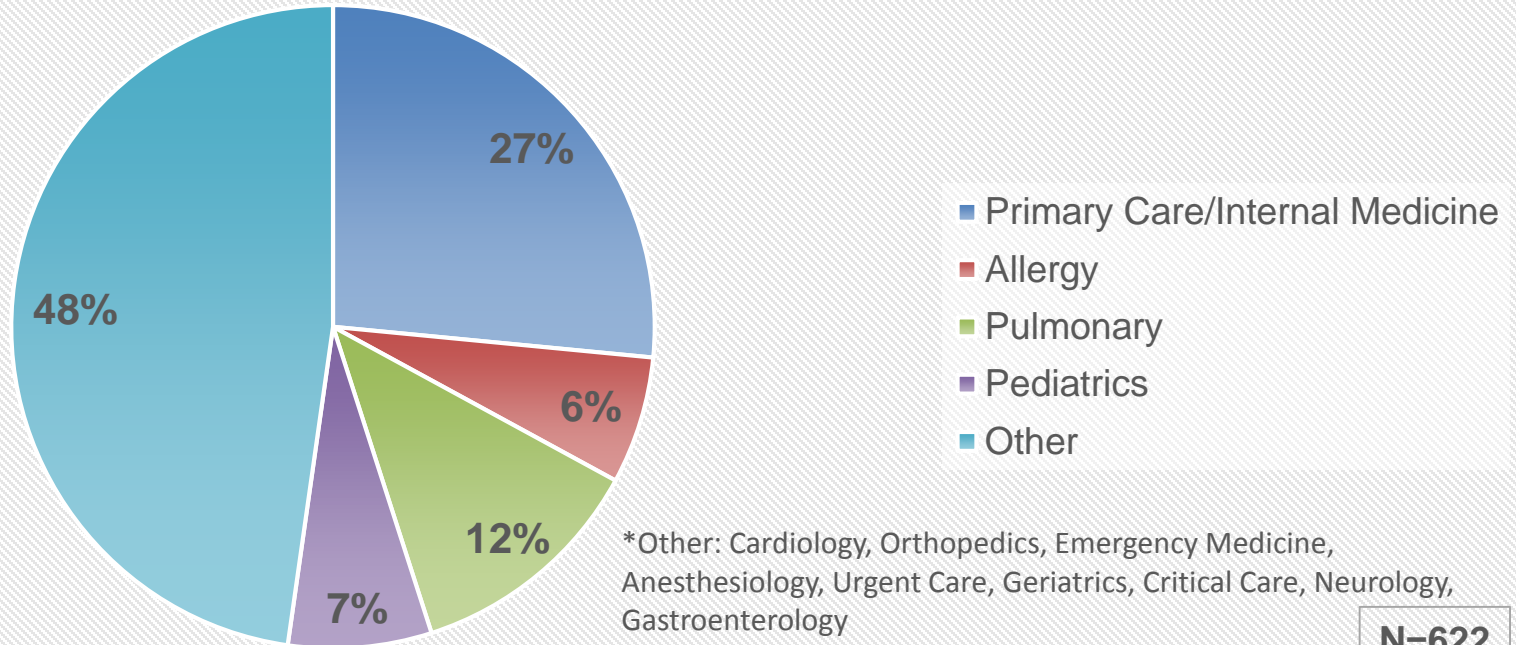
*Other: PT, Technologist, Student, Resident, Faculty/Educator



Personalized Medicine in Severe Asthma

Final Report - Online Enduring Program – (3) Modules

Roundtable Discussion on Personalized Treatment Approaches (Module 3): Learners



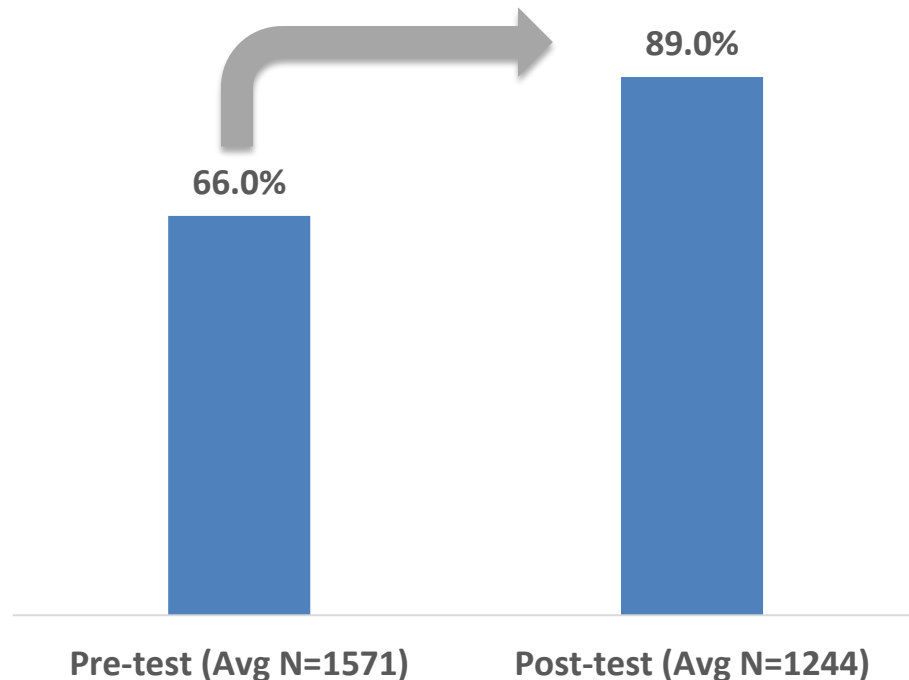
Personalized Medicine in Severe Asthma

Final Report - Online Enduring Program – (3) Modules

Asthma: Symptoms to Pathophysiology (Module 1): Pre to Post-Test

Module 1

Participants demonstrated a **35% increase in knowledge and competence** from pre-test to post-test.



Personalized Medicine in Severe Asthma

Final Report - Online Enduring Program – (3) Modules

Asthma: Symptoms to Pathophysiology (Module 1): Pre to Post-Test

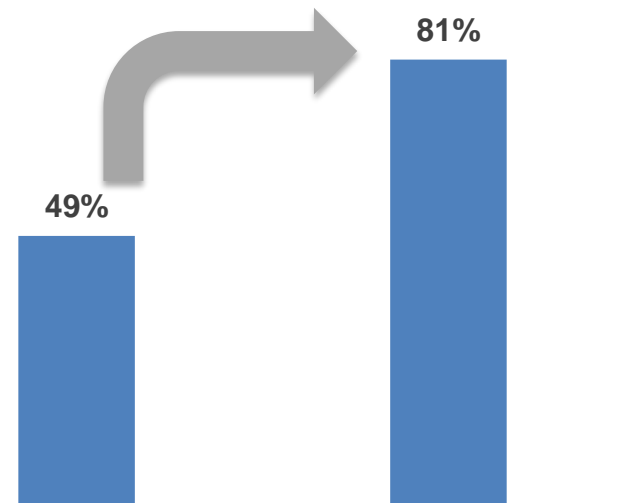
Module 1 – Question 1

Module 1 Question 1

Participants demonstrated a **65% relative gain in knowledge and competence** from pre-test to post-test.

Diagnosis of asthma requires which of the following?

- A. History of symptoms consistent with intermittent airway obstruction
- B. Physiologic testing confirming airway hyperresponsiveness or a response to bronchodilator
- C. Peripheral eosinophilia
- D. A and B**
- E. A, B, and C



Personalized Medicine in Severe Asthma

Final Report - Online Enduring Program – (3) Modules

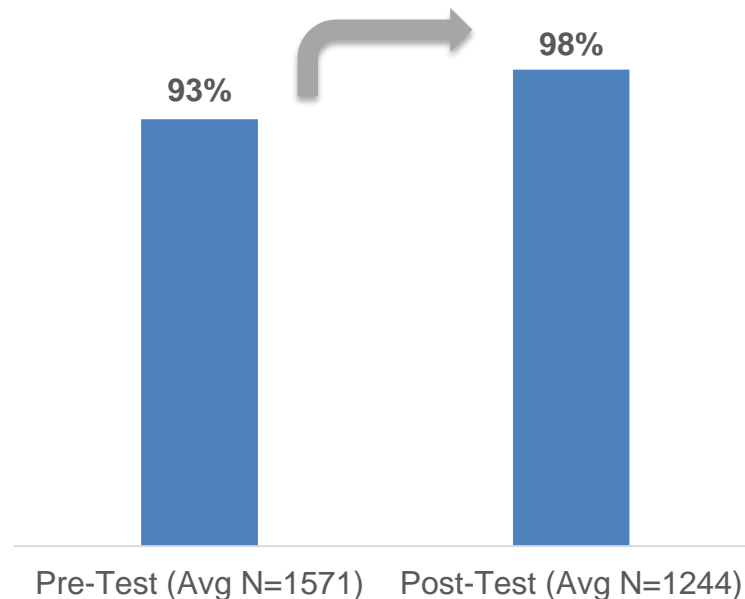
Asthma: Symptoms to Pathophysiology (Module 1): Pre to Post-Test

Module 1 Question 2

Participants demonstrated a **5% relative gain in knowledge and competence** from pre-test to post-test.

2. All patients with asthma have evidence of allergy based on history or lab testing
- 1) True
 - 2) **False**

Module 1 – Question 2



Personalized Medicine in Severe Asthma

Final Report - Online Enduring Program – (3) Modules

Asthma: Symptoms to Pathophysiology (Module 1): Pre to Post-Test

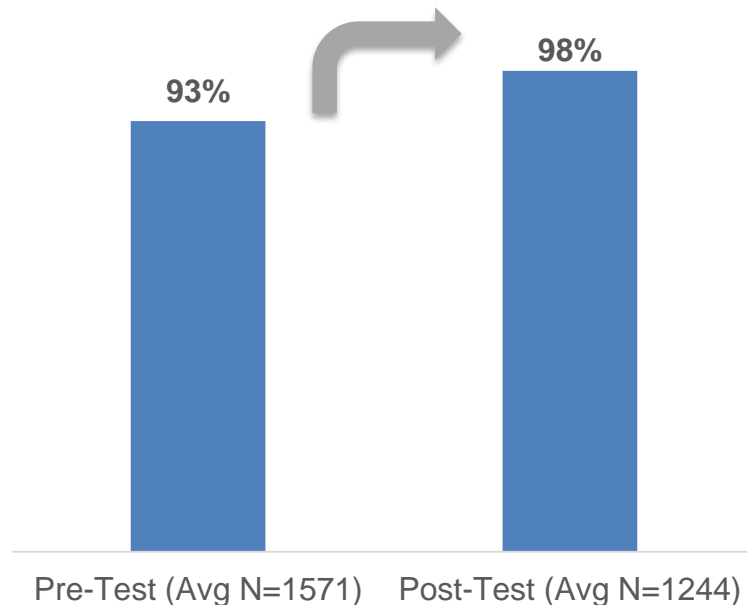
Module 1 Question 3

Participants demonstrated a **5% relative gain in knowledge and competence** from pre-test to post-test.

3. Which Of The Following Comorbid Conditions Can Make Asthma More Difficult To Treat?

- A. Esophageal Reflux
- B. Sinusitis
- C. Allergic bronchopulmonary aspergillosis
- D. A and C
- E. **All of the above**

Module 1 – Question 3



Personalized Medicine in Severe Asthma

Final Report - Online Enduring Program – (3) Modules

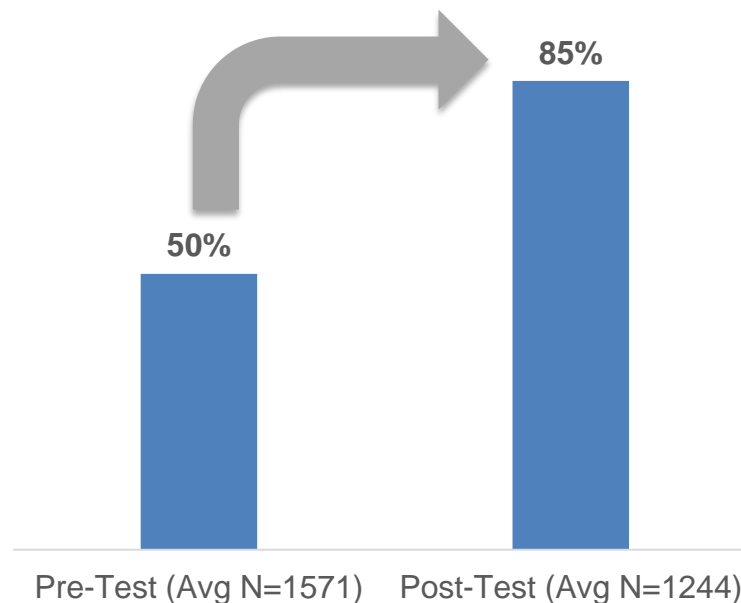
Asthma: Symptoms to Pathophysiology (Module 1): Pre to Post-Test

Module 1 Question 4

Participants demonstrated a **70% relative gain in knowledge and competence** from pre-test to post-test.

4. Airway abnormalities in asthma can include:
- A. Increased mucus secretion
 - B. Thickening of the basement membrane in airways
 - C. Reduced number and size of airway smooth muscle cells causing “floppy airways”
 - D. All of the above
 - E. A and B

Module 1 – Question 4



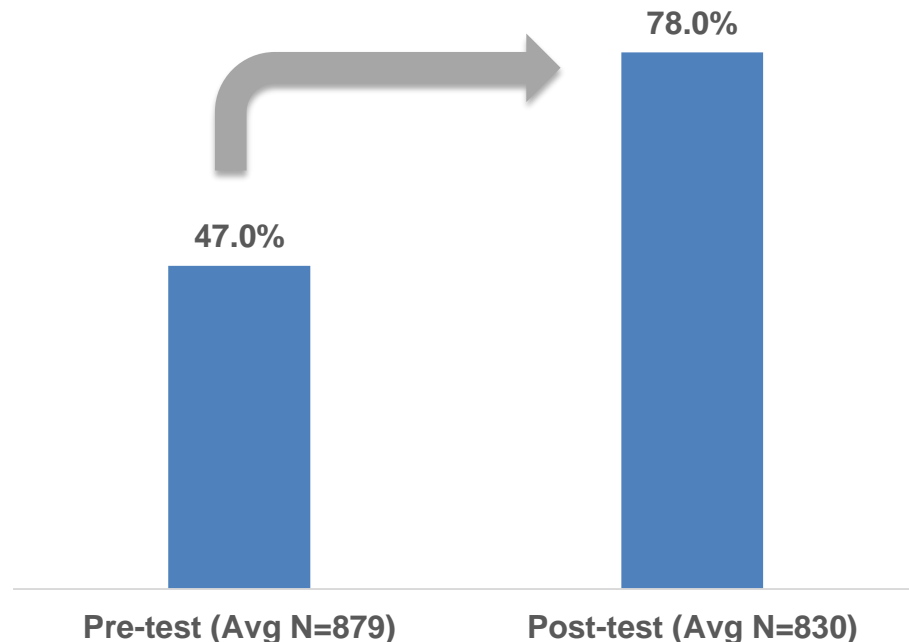
Personalized Medicine in Severe Asthma

Final Report - Online Enduring Program – (3) Modules

Current and Emerging Asthma Therapies (Module 2): Pre to Post-Test

Module 2

Participants demonstrated a **66% relative increase in knowledge and competence** from pre-test to post-test.





Personalized Medicine in Severe Asthma

Final Report - Online Enduring Program – (3) Modules

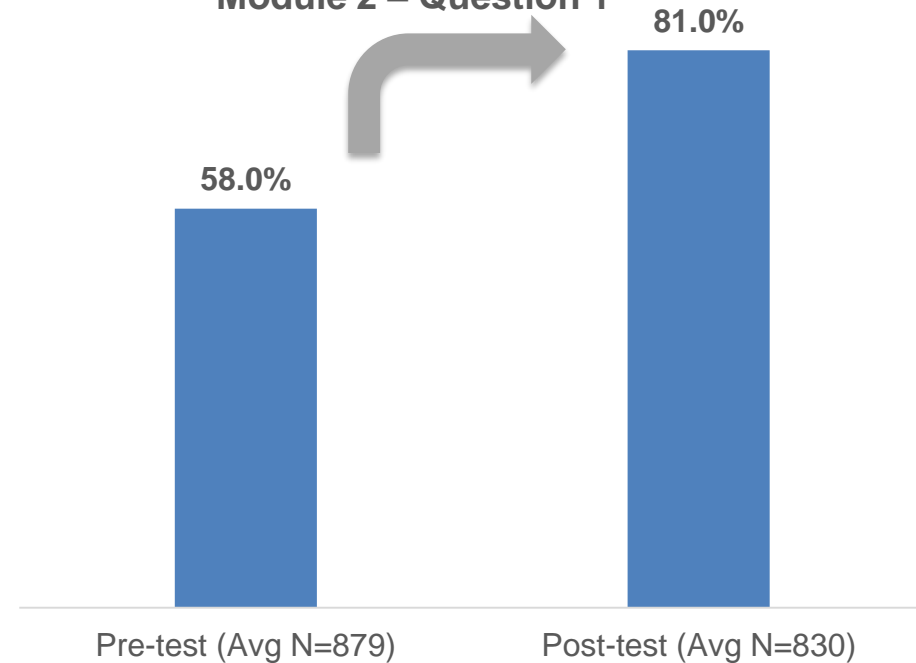
Current and Emerging Asthma Therapies (Module 2): Pre to Post-Test

Module 2 Question 1

Participants demonstrated a **40% relative gain in knowledge and competence** from pre-test to post-test.

1. Which of the following describes an asthma endotype?
 - A. Asthma in the elderly
 - B. Obese asthma
 - C. IL-5 mediated asthma**
 - D. Nocturnal asthma
 - E. Occupational asthma

Module 2 – Question 1





Personalized Medicine in Severe Asthma

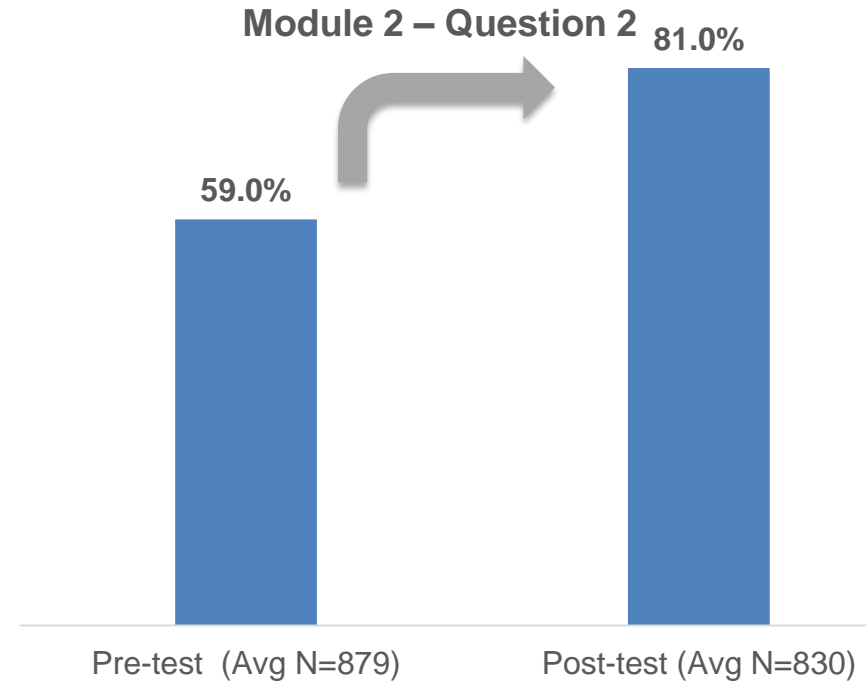
Final Report - Online Enduring Program – (3) Modules

Current and Emerging Asthma Therapies (Module 2): Pre to Post-Test

Module 2 Question 2

Participants demonstrated a **37% relative gain in knowledge and competence** from pre-test to post-test.

2. Which of the following is NOT a FDA approved biologic agent?
- A. Omalizumab
 - B. Mepolizumab
 - C. Dupilumab
 - D. Reslizumab
 - E. **Tralokinumab**





Personalized Medicine in Severe Asthma

Final Report - Online Enduring Program – (3) Modules

Current and Emerging Asthma Therapies (Module 2): Pre to Post-Test

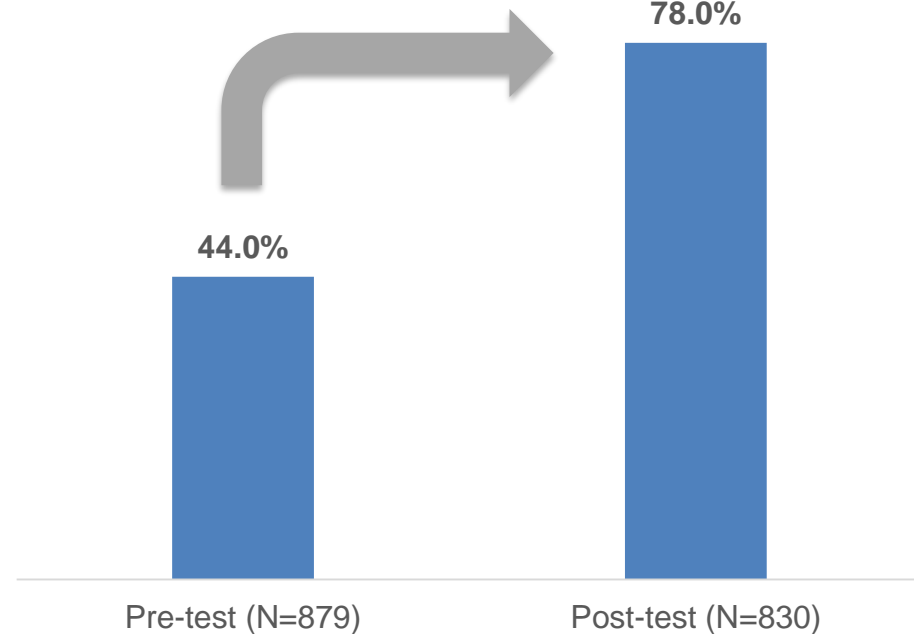
Module 2 Question 3

Participants demonstrated a **77% relative gain in knowledge and competence** from pre-test to post-test.

3. Which of the following monoclonal antibody targets is incorrect?

- A. Tralokinumab IL17
- B. Mepolizumab IL5
- C. Dupilumab IL4/13
- D. Reslizumab IL5
- E. Benralizumab IL5R
- F. Omalizumab IgE

Module 2 – Question 3



Personalized Medicine in Severe Asthma

Final Report - Online Enduring Program – (3) Modules

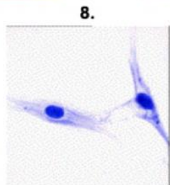
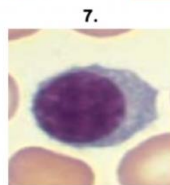
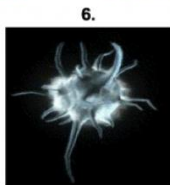
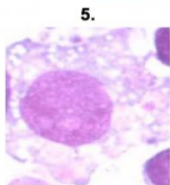
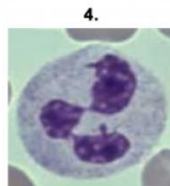
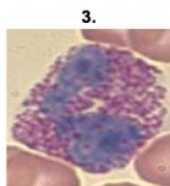
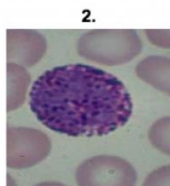
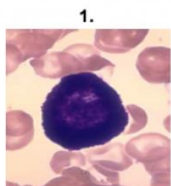
Current and Emerging Asthma Therapies (Module 2): Pre to Post-Test

Module 2 Question 4

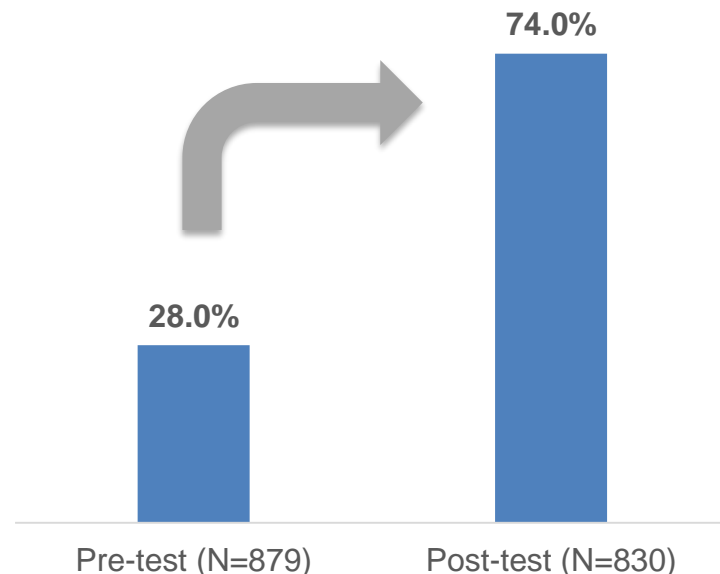
Participants demonstrated a **164% relative gain in knowledge and competence** from pre-test to post-test.

4. Which of the following is an eosinophil:

- 1) Image #1
- 2) Image #2
- 3) **Image #3**
- 4) Image #4
- 5) Image #5
- 6) Image #6
- 7) Image #7
- 8) Image #8



Module 2 – Question 4





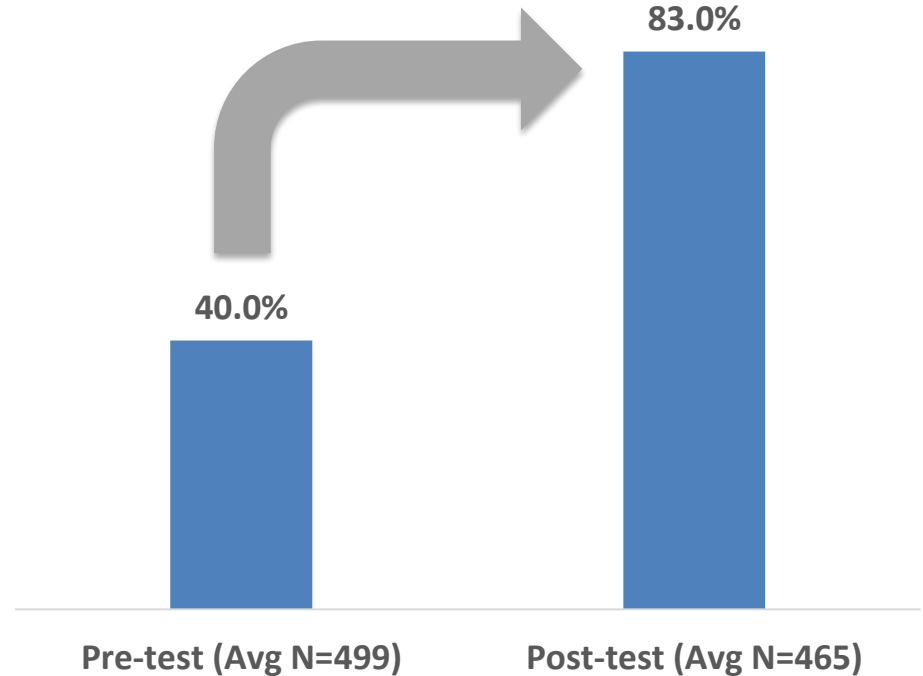
Personalized Medicine in Severe Asthma

Final Report - Online Enduring Program – (3) Modules

Roundtable Discussion on Personalized Treatment Approaches (Module 3): Pre to Post-Test

Module 3

Participants demonstrated a **107% relative increase** in knowledge and competence from pre-test to post-test.





Personalized Medicine in Severe Asthma

Final Report - Online Enduring Program – (3) Modules

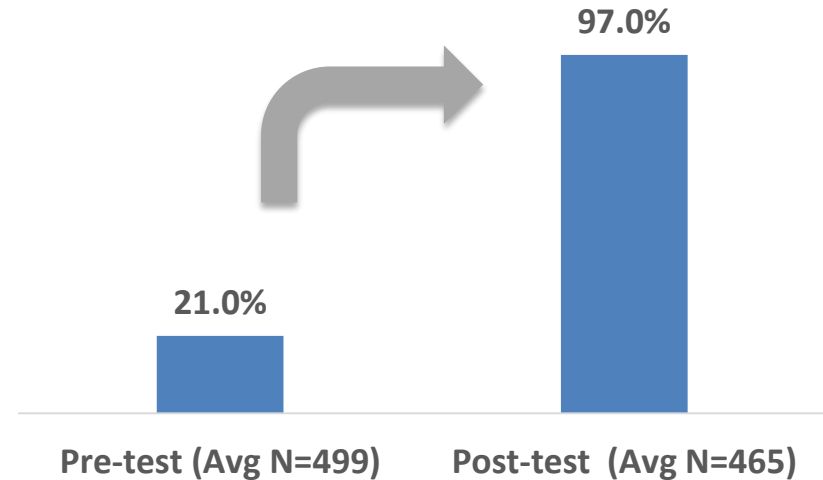
Roundtable Discussion on Personalized Treatment Approaches (Module 3): Pre to Post-Test

Module 3 Question 1

Participants demonstrated a **362% relative gain in knowledge and competence** from pre-test to post-test.

- 1) How Would You Classify The Patient's Asthma Using EPR-3?
 - A. Mild Intermittent
 - B. Mild Persistent
 - C. Moderate Persistent
 - D. **Severe Persistent**

Module 3 – Question 1





Personalized Medicine in Severe Asthma

Final Report - Online Enduring Program – (3) Modules

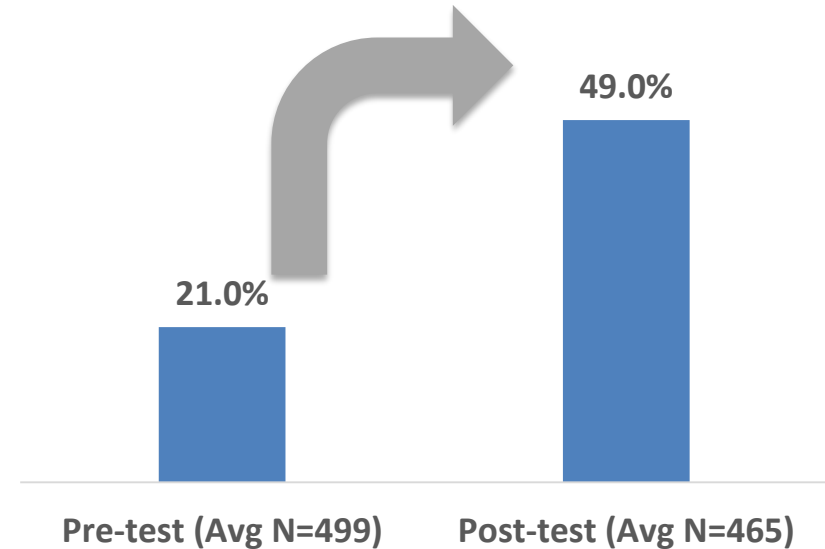
Roundtable Discussion on Personalized Treatment Approaches (Module 3): Pre to Post-Test

Module 3 Question 2

Participants demonstrated a **133% relative gain in knowledge and competence** from pre-test to post-test.

- 2) Which Of The Following Clinical Criteria Factor Into The “Risk” Aspect Of Classifying Asthma Control?
- A. Asthma Control Test (ACT) score
 - B. Number of prednisone bursts in the past year**
 - C. Frequency of nighttime awakenings
 - D. Frequency of albuterol use
 - E. Assessment of lung function (%predicted FEV1 or %personal best peak flow)

Module 3 – Question 2





Personalized Medicine in Severe Asthma

Final Report - Online Enduring Program – (3) Modules

Roundtable Discussion on Personalized Treatment Approaches (Module 3): Pre to Post-Test

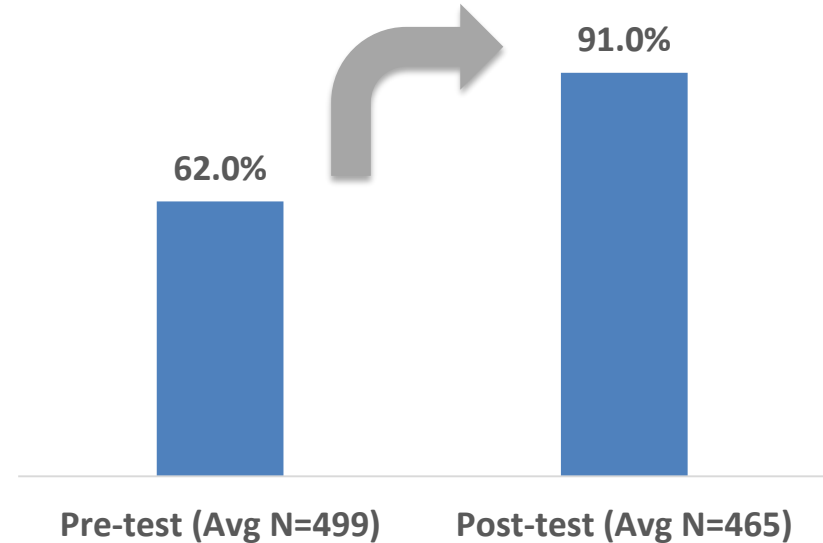
Module 3 Question 3

Participants demonstrated a **47% relative gain in knowledge and competence** from pre-test to post-test.

3) Which Of The Following Blood Tests Is A Commercially Available Biomarker That Is Helpful In Determining Asthma Phenotype/Endotype?

- A. Absolute lymphocyte count
- B. Periostin level
- C. Total IgE level**
- D. DPP4 (dipeptidyl peptidase 4)
- E. Exhaled nitric oxide

Module 3 – Question 3





Personalized Medicine in Severe Asthma

Final Report - Online Enduring Program – (3) Modules

Roundtable Discussion on Personalized Treatment Approaches (Module 3): Pre to Post-Test

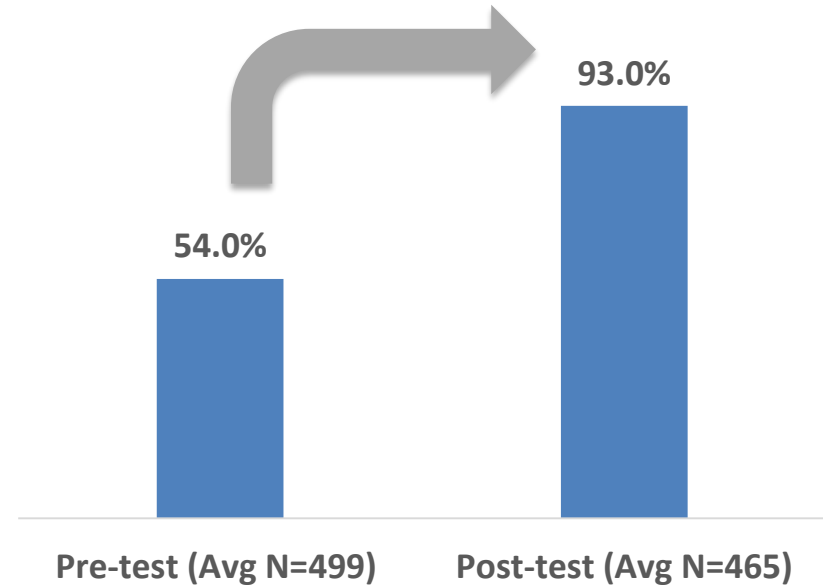
Module 3 Question 4

Participants demonstrated a **72% relative gain in knowledge and competence** from pre-test to post-test.

4) Based On What You Know Of Our Patient, Which Endotype Of Phenotype Would Best Characterize Our Patient?

- 1) Late-onset asthma
- 2) **Th2 high**
- 3) Th2 low
- 4) Neutrophilic asthma

Module 3 – Question 4





Personalized Medicine in Severe Asthma

Final Report - Online Enduring Program – (3) Modules

Roundtable Discussion on Personalized Treatment Approaches (Module 3): Pre to Post-Test

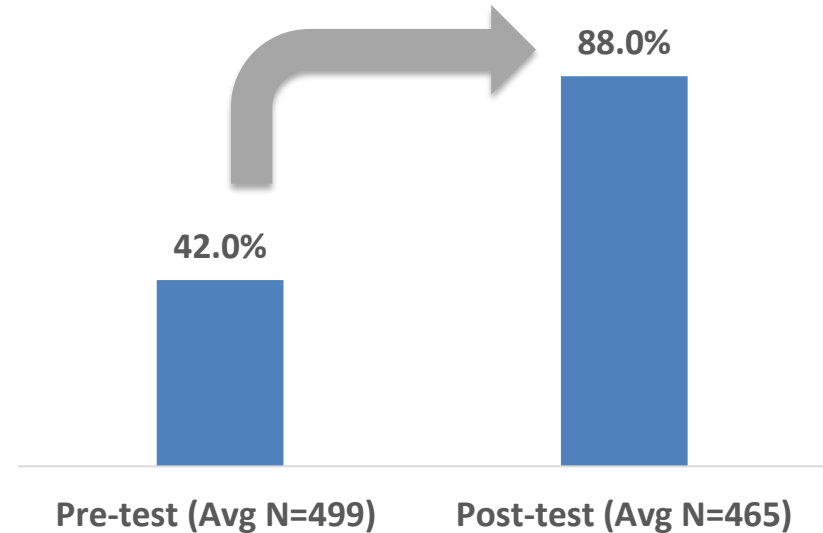
Module 3 Question 5

Participants demonstrated a **109% relative gain in knowledge and competence** from pre-test to post-test.

5) Which Of The Following Biologic Agents Are Approved For The Treatment Of Severe Persistent Asthma Characterized As Th2 High?

- 1) **Mepolizumab**
- 2) Lebrikizumab
- 3) Dupilumab
- 4) Benralizumab
- 5) Tralokinumab

Module 3 – Question 5



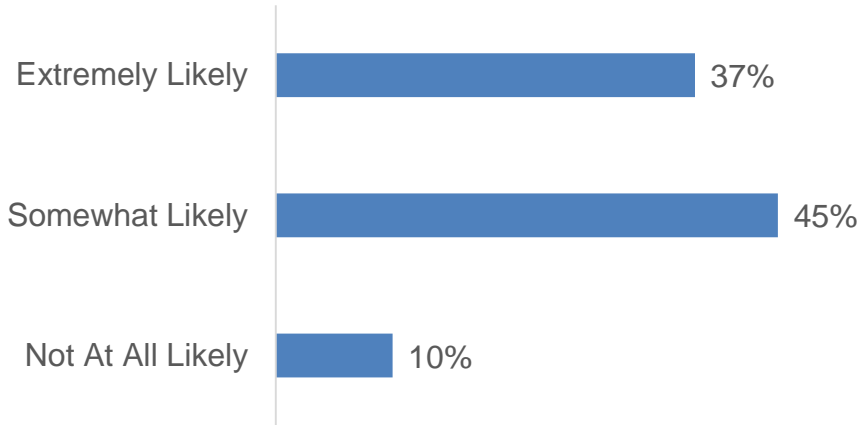


Personalized Medicine in Severe Asthma

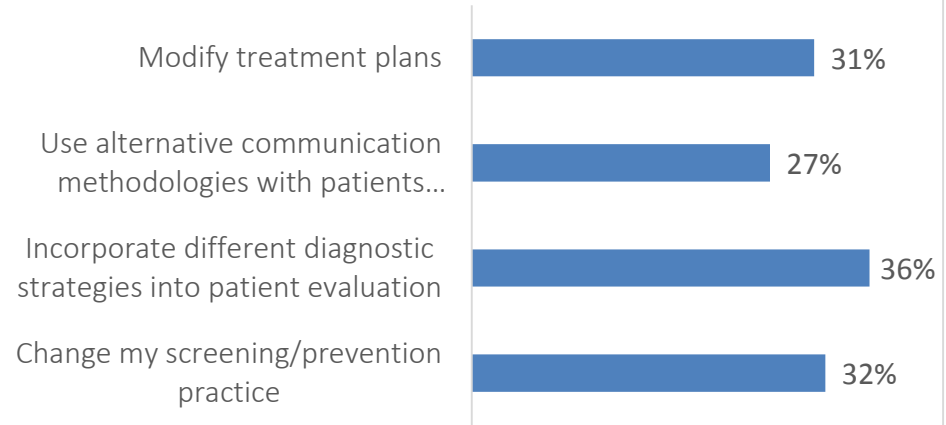
Final Report - Online Enduring Program – (3) Modules

Asthma: Symptoms to Pathophysiology (Module 1) – Online Evaluations

As a result of what I learned, I intend to make changes in my practice:



As a result of what I learned, I intend to make the following changes in my practice:



Module 1: 82% of Participants reported that they were somewhat or extremely likely to make a change in their practice (average N= 1107)

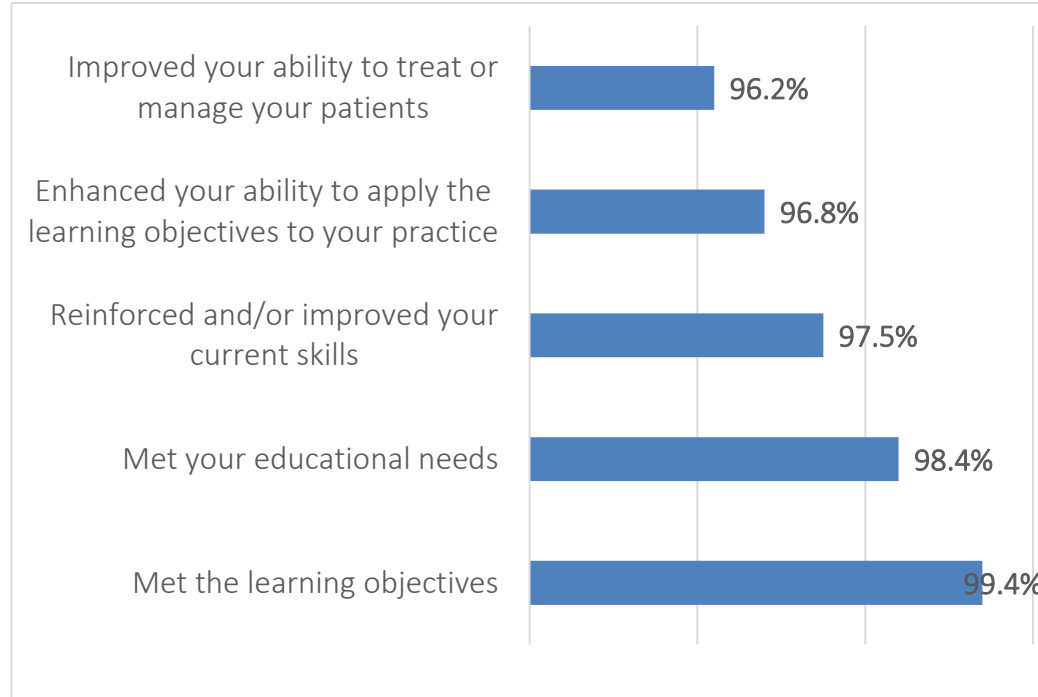


Personalized Medicine in Severe Asthma

Final Report - Online Enduring Program – (3) Modules

Asthma: Symptoms to Pathophysiology (Module 1) – Online Evaluations

Participants report that the activity was ‘Excellent’ to ‘Good’ at:



Average n=1107

Evaluation (Module 1)

- ✓ **99% of participants report the activity was presented without commercial bias**
- ✓ **99% of participants report the activity was evidence-based and clinically relevant**
- ✓ **92% of participants report the activity addressed strategies for overcoming barriers to optimal patient care**

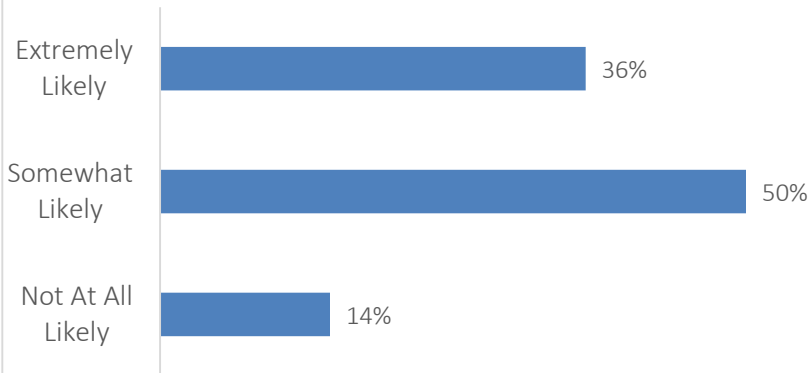


Personalized Medicine in Severe Asthma

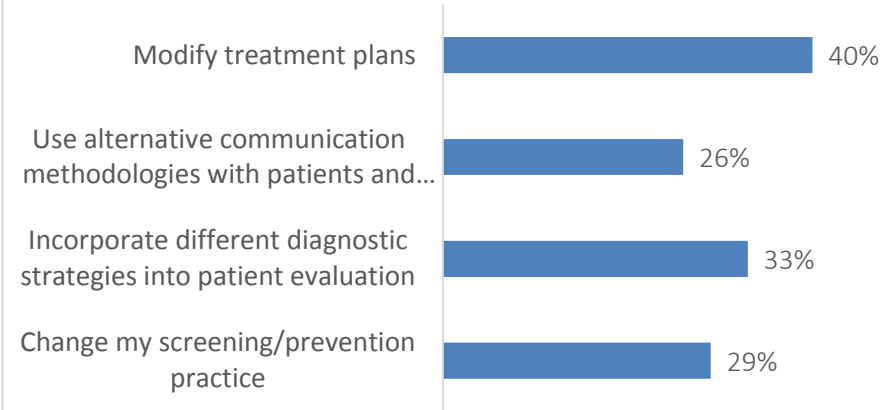
Final Report - Online Enduring Program – (3) Modules

Current and Emerging Asthma Therapies (Module 2): Online Evaluations

As a result of what I learned, I intend to make changes in my practice:



As a result of what I learned, I intend to make the following changes in my practice:



Module 2: 86% of Participants reported that they were somewhat or extremely likely to make a change in their practice (average N=790)

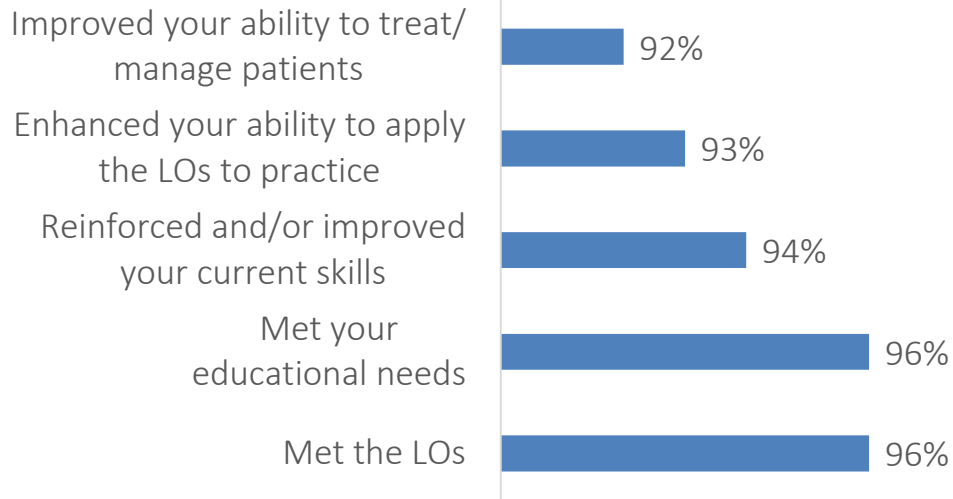


Personalized Medicine in Severe Asthma

Final Report – Online Enduring Program – (3) Modules

Current and Emerging Asthma Therapies (Module 2): Online Evaluations

Participants report that the activity was ‘Excellent’ to ‘Good’ at:



Evaluation (Module 2)

- ✓ 99% of participants report the activity was presented without commercial bias
- ✓ 99% of participants report the activity was evidence-based and clinically relevant
- ✓ 93% of participants report the activity addressed strategies for overcoming barriers to optimal patient care

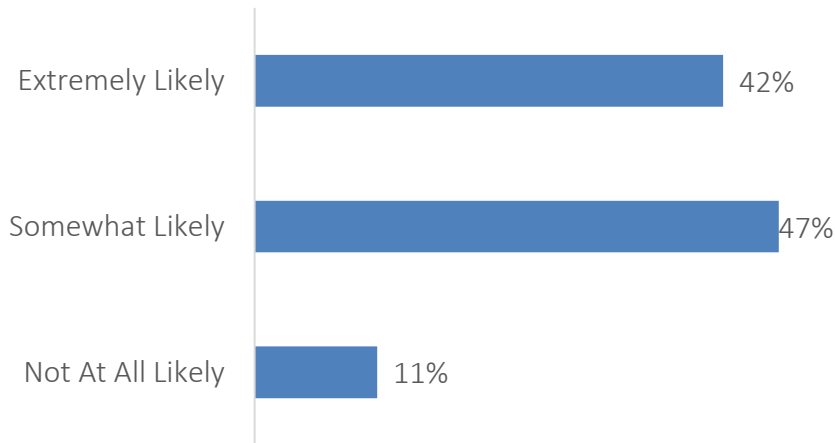


Personalized Medicine in Severe Asthma

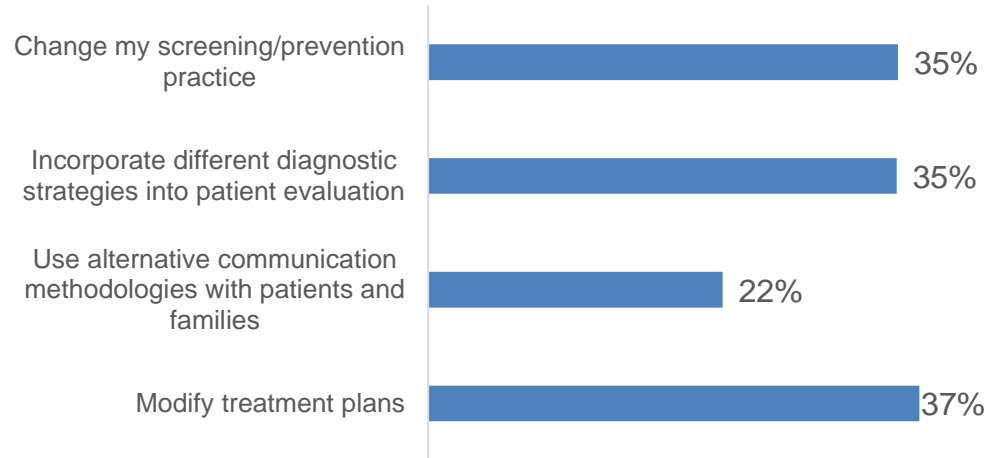
Final Report - Online Enduring Program – (3) Modules

Roundtable Discussion on Personalized Treatment Approaches (Module 3): Online Evaluations

As a result of what I learned, I intend to make changes in my practice:



As a result of what I learned, I intend to make the following changes in my practice:



Module 3: 89% of Participants reported that they were somewhat or extremely likely to make a change in their practice (average N= 425)

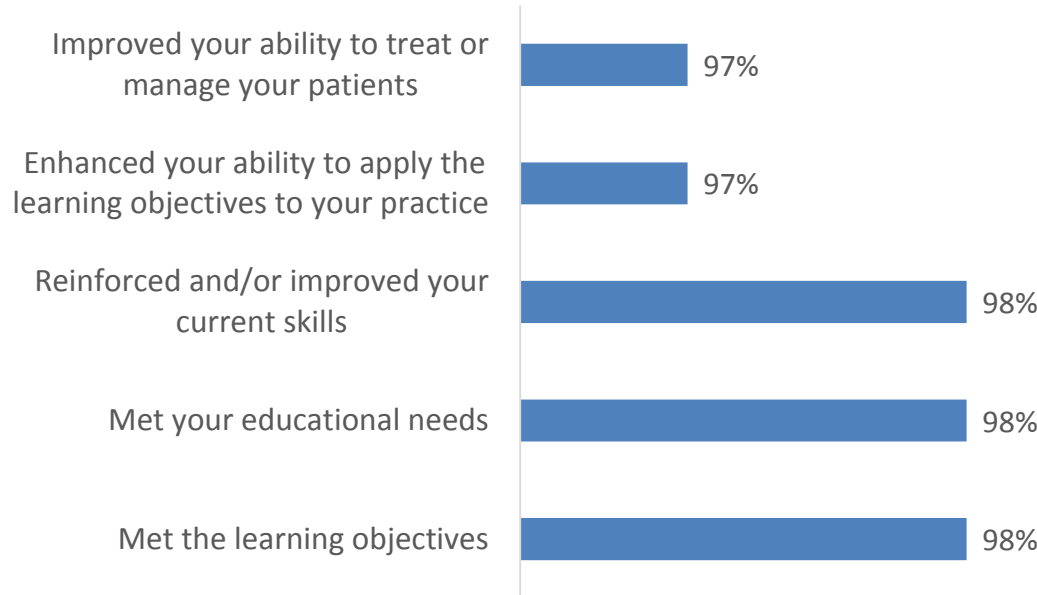


Personalized Medicine in Severe Asthma

Final Report - Online Enduring Program – (3) Modules

Roundtable Discussion on Personalized Treatment Approaches (Module 3): Online Evaluations

Participants report that the activity was 'Excellent' to 'Good' at:



Evaluation (Module 3)

- ✓ 99% of participants report the activity was presented without commercial bias
- ✓ 99% of participants report the activity was evidence-based and clinically relevant
- ✓ 96% of participants report the activity addressed strategies for overcoming barriers to optimal patient care



Personalized Medicine in Severe Asthma

Applying Emerging Data and Treatments to Everyday Clinical Practice

Thank you for your support of this educational initiative!

